

Old Miner's Rescue Station

A-2 Site Habitat Creation

Show Columns

Condense / Show Rows

Menu

Instructions

Proposed habitat	Area (hectares)
Introduced shrub	0.00
Modified grassland	0.0044
Urban Tree	0.00406944
Total habitat area	0.01
Site Area (Excluding area of Urban trees and Green walls)	0.01



Distinctiveness		Condition	
Distinctiveness	Score	Condition	Score
Low	2	Condition Assessment N/A	1
Low	2	Poor	1
Medium	4	Poor	1






Strategic significance		
Strategic significance	Strategic significance	Strategic position multiplier
Area/compensation not in local strategy/ no local strategy	Low Strategic Significance	1
Area/compensation not in local strategy/ no local strategy	Low Strategic Significance	1
Area/compensation not in local strategy/ no local strategy	Low Strategic Significance	1




Post development/ post intervention habitats



Standard time to target condition/years	Habitat created in advance/years	Delay in starting habitat creation/years
1	0	0
1	0	0
10	0	0



Temporal multiplier


Standard or adjusted time to target condition	Final time to target condition/years	Final time to target multiplier
Standard time to target condition applied	1	0.965
Standard time to target condition applied	1	0.965
Standard time to target condition applied	10	0.700





Difficulty multipliers			
Standard difficulty of creation	Applied difficulty multiplier	Final difficulty of creation	Difficulty multiplier applied
Low	Standard difficulty applied	Low	1
Low	Standard difficulty applied	Low	1
Low	Standard difficulty applied	Low	1

Total Units



Habitat units delivered	Assessor comments
0.01	note that the amount created is not 0.0, but the equals the amount lost from the existing shrubs and grass and replaced with new shrubs
0.01	Two new small areas of mown grass to the east of the building
0.01	One tree which will reach 30cm dbh at 30 years.
0.03	

