




<b>A Pinnacle Plans Drawing</b>	
Drawing No	PP 0196-9
Date	13 <sup>th</sup> November '23
Name	Ms Chloe Graham
Address	50 Killburn Road, York
Scale	@ A1   1:200 All sizes in mm
Drawing by Mark Havercraft	
0773 085 2639	
pinnacleplans@yahoo.com	
Do not scale off this drawing	

# Site Plan

-  = area of site
-  = area of demolition
-  = area of new build

