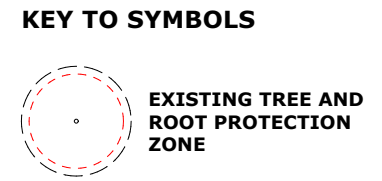
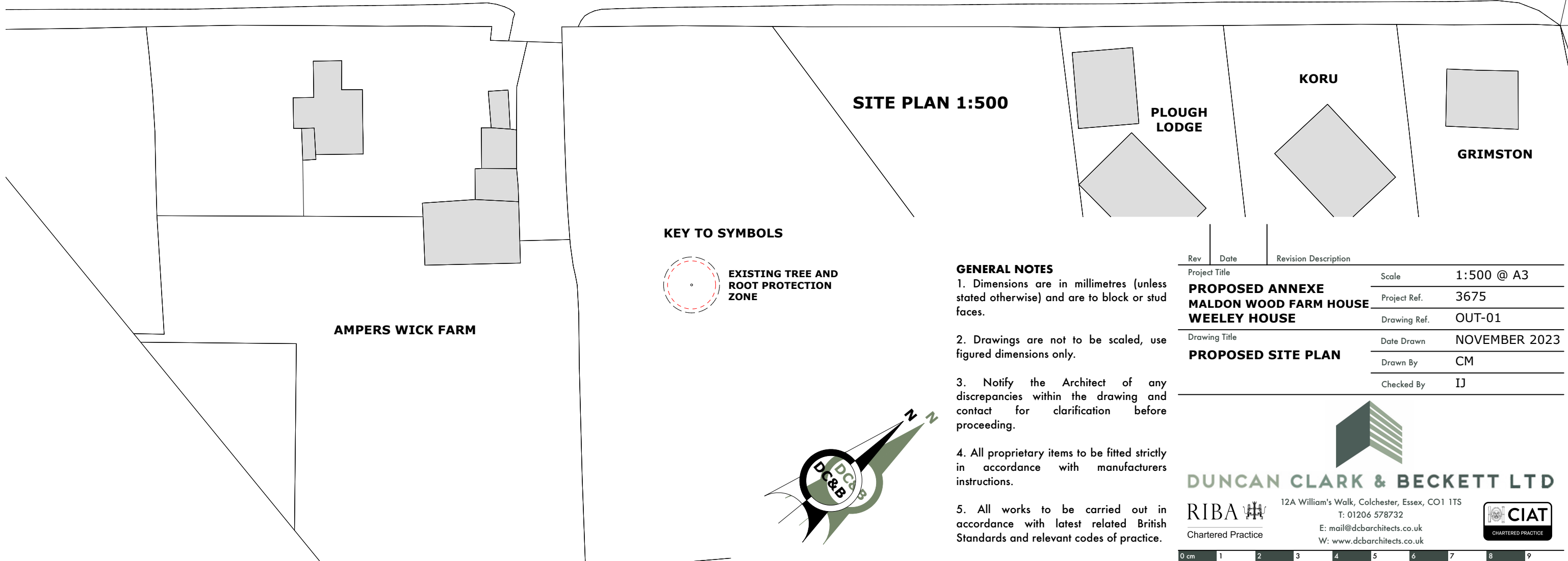



RECTORY ROAD



- GENERAL NOTES**
1. Dimensions are in millimetres (unless stated otherwise) and are to block or stud faces.
 2. Drawings are not to be scaled, use figured dimensions only.
 3. Notify the Architect of any discrepancies within the drawing and contact for clarification before proceeding.
 4. All proprietary items to be fitted strictly in accordance with manufacturers instructions.
 5. All works to be carried out in accordance with latest related British Standards and relevant codes of practice.

Rev	Date	Revision Description
Project Title		Scale 1:500 @ A3
PROPOSED ANNEXE		Project Ref. 3675
MALDON WOOD FARM HOUSE		Drawing Ref. OUT-01
WEELEY HOUSE		Date Drawn NOVEMBER 2023
Drawing Title		Drawn By CM
PROPOSED SITE PLAN		Checked By IJ




DUNCAN CLARK & BECKETT LTD

12A William's Walk, Colchester, Essex, CO1 1TS
 T: 01206 578732
 E: mail@dcbarchitects.co.uk
 W: www.dcbarchitects.co.uk

RIBA Chartered Practice

CIAT CHARTERED PRACTICE



COPYRIGHT: This drawing and any design hereon is the copyright of Duncan Clark & Beckett Ltd and may not be reproduced without their written consent.

OUTLINE PLANNING APPLICATION ISSUE