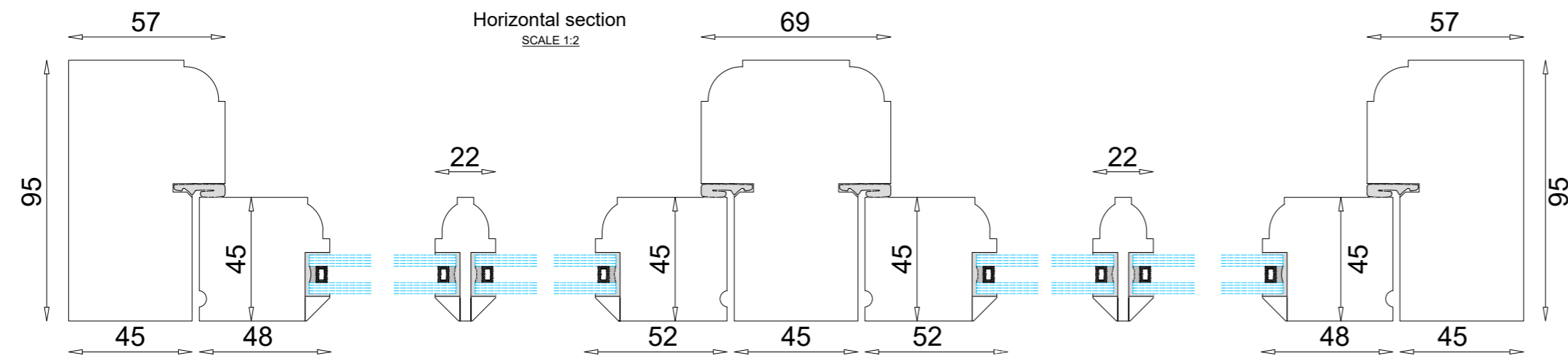
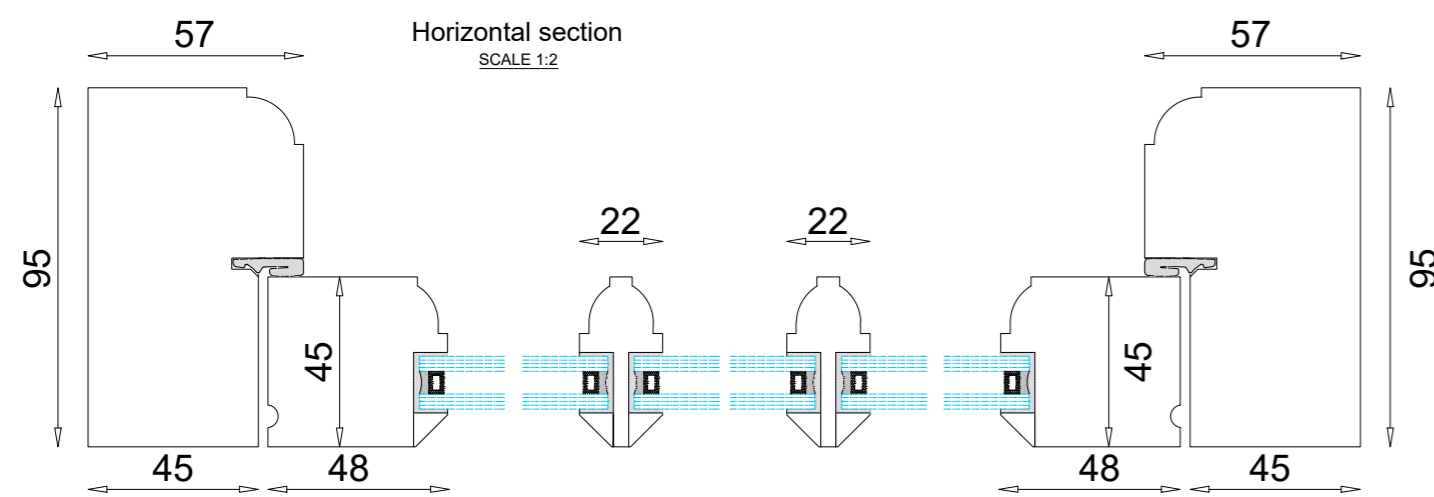


Heritage range: Casement Window
Example window layout.



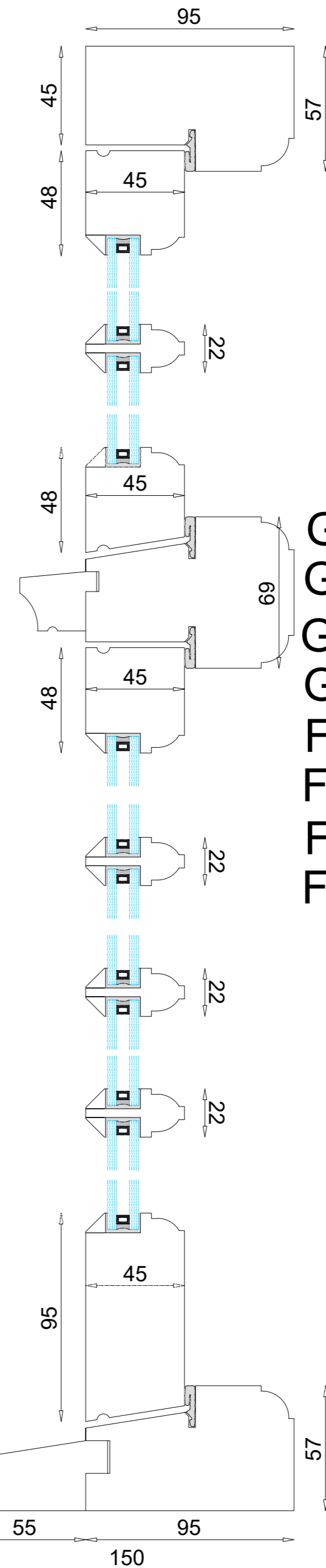
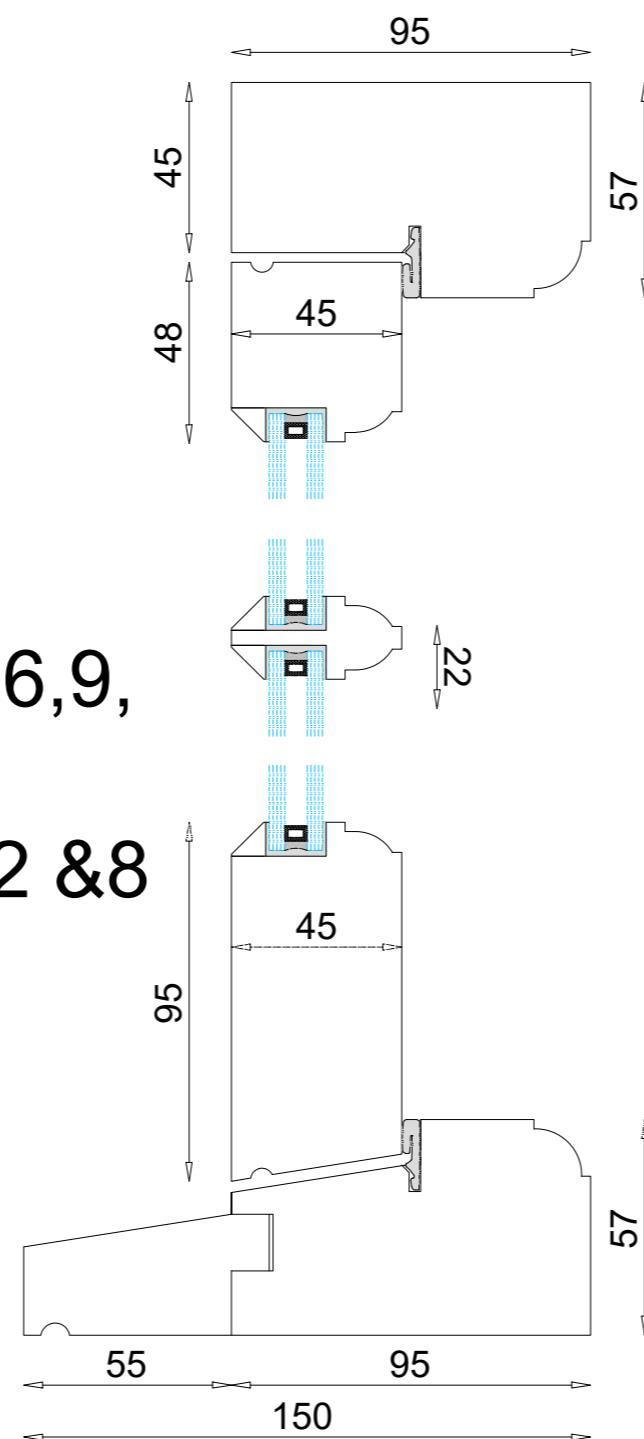
Plan Section 1 applies to GF.W.5, 6, 10, 11 & 12 also FF.W.2, 7,8 & 9



Plan Section 1
applies to GF.W.5, 6, 10, 11 & 12
also FF.W.2, 7,8 & 9

NOTE: See Elevations.
Vertical Sections 1 & 2 apply to
a number of the windows shown

GF.W.6,9,
10&11
FF.W.2 & 8



GF.W.5
GF.W.7
GF.W.8
GF.W.12
FF.W.5
FF.W.7
FF.W.9
FF.W.10

- General notes
1. Windows to be glazed with clear Timbalite 4/6/4 low E krypton filled double glazed units with white spacer bars.
 2. Glazing units within 800mm of finished floor level to be toughened safety glass to BS.6206.1981.
 3. All timber to be Accoya
 4. All windows to be fully weather stripped with schlegel aquamac soft compression seals.
 5. Ironmongery to include butt hinges, casement fastener, casement stay; colour/finish - choice of satin chrome, polished chrome or polished brass.
 6. Security - Provide casement security lock 8K101.
 7. Paint finish: white as standard - factory spray applied microporous paint.

Revisions:
Rev:

Seine Consult Ltd
The Copse, Fanny's Lane
Bucklebury
Berkshire RG7 6TA
Tel: 01353 514475
email: john.kingham@seineconsult.co.uk

Project Name:
East End Farmhouse - General
Replacement Windows

Heritage range
Casement WindowDetails

Timbarwood Ltd.
Unit 9, Mount Road Ind. Est. Feltbam, TW13 5AR
Tel: 0800 645 2499 Fax: 0208 897 2757
email: mail@timbarwood.co.uk web: www.timbarwood.co.uk

Drawing No. EEF/PL/13

Scale 1: 2 @ A2 Date 23.10.2023