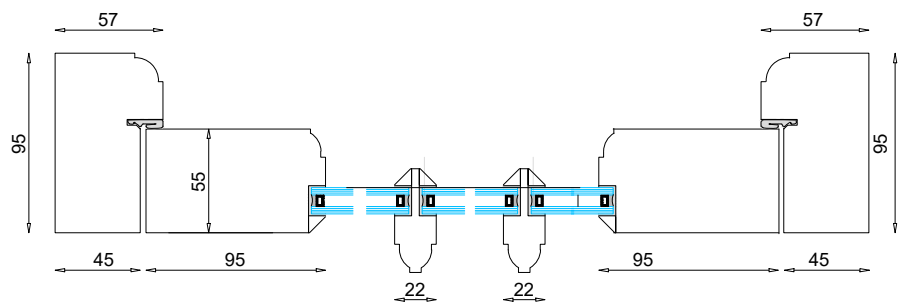
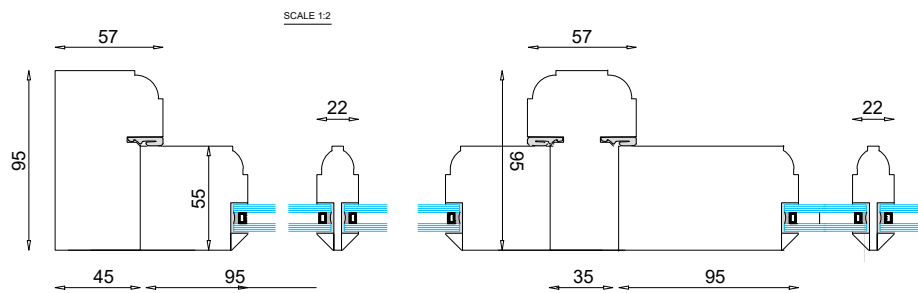


GF.D.3

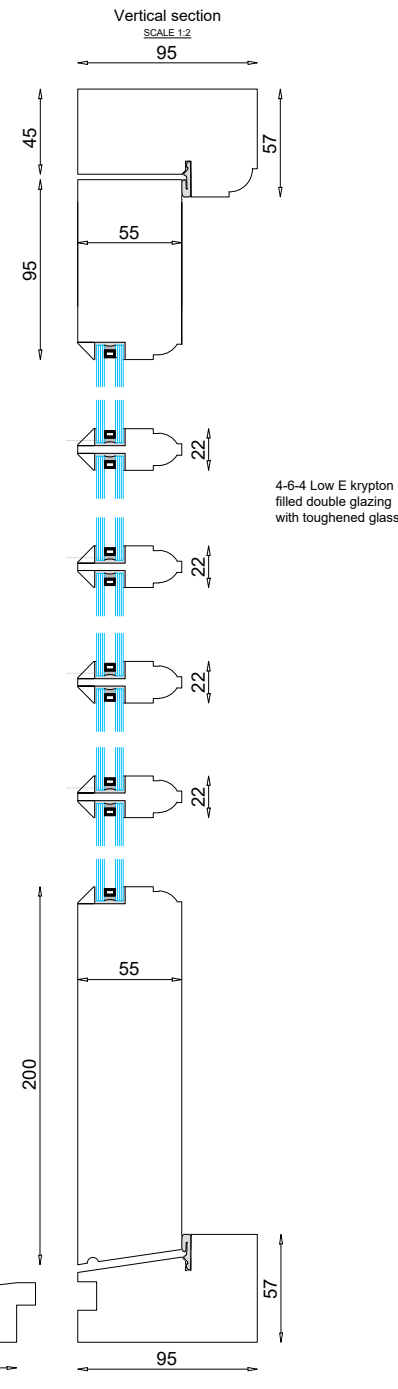
GF.D.2



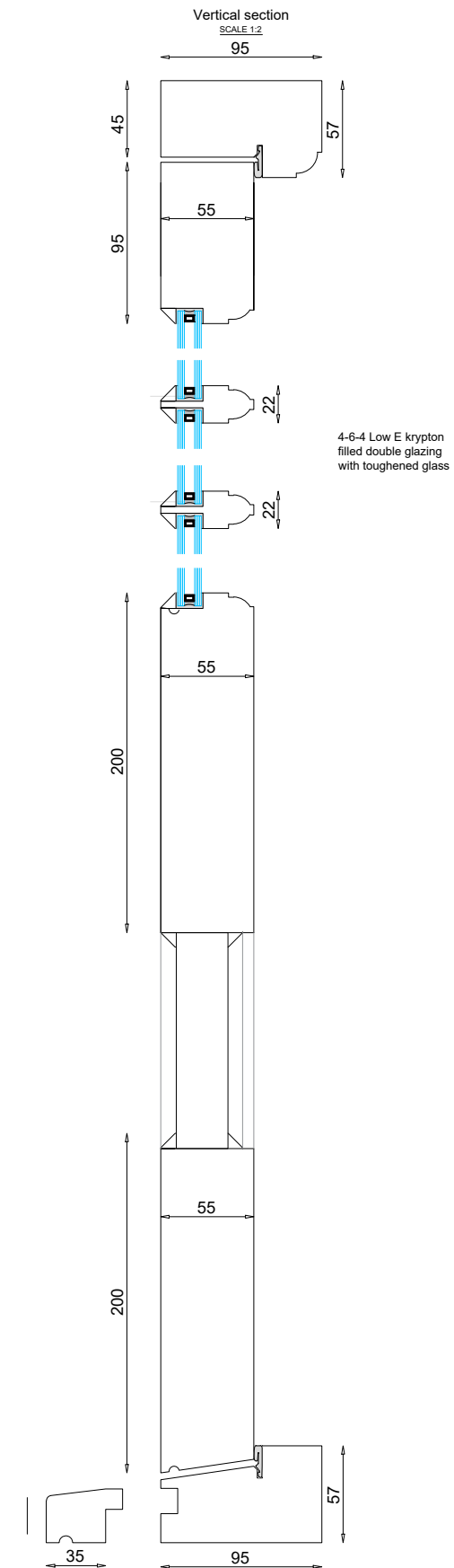
Horizontal section GF.D.3



Horizontal section GF.D.2



GF.D.2 Vertical section

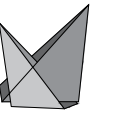


GF.D.3 Vertical section

General notes

1. Windows/Doors and side panels to be glazed with clear Timbalite 4/6/4 low E krypton filled double glazed clear glass units with white spacer bars. Glazing units can be putty faced or timber beaded.
2. Supplied with toughened or laminated glass as required.
3. All construction timber to be Accoya/Hardwood.
4. Doors to be fully weather stripped with schlegel aquamac compression seals.
5. Ironmongery to include multipoint locking system, butt hinges with handle; colour/finish - choice of satin chrome, polished chrome or polished brass.
6. Paint finish: white as standard - factory spray applied microporous paint. Choice of colour, dual colour, colour match or stain.

Seine Consult Ltd
The Copse, Fanny's Lane
Buckebury
Berkshire RG7 6TA
Tel: 01635 914478
email: john.kingham@seineconsult.co.uk



Project Name:
East End Farmhouse
Alterations and Extension

Heritage range
Door Details

Timbawood Ltd.
Unit 9, Mount Road Ind. Est. Feltham, TW13 6AR
Tel: 0800 043 2499 Fax: 0208 867 2767
email: mail@timbawood.co.uk web: www.timbawood.co.uk

Drawing No. EEF/PL/17 Rev

Scale 1: 20 & 1:2 @ A3 Date 19.11.2023