



WEST ELEVATION

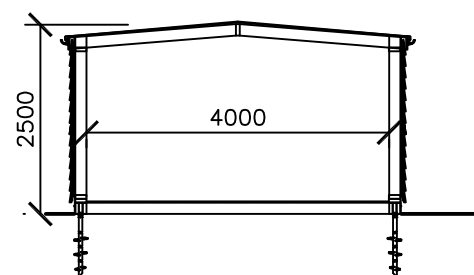
NORTH ELEVATION

SOUTH ELEVATION

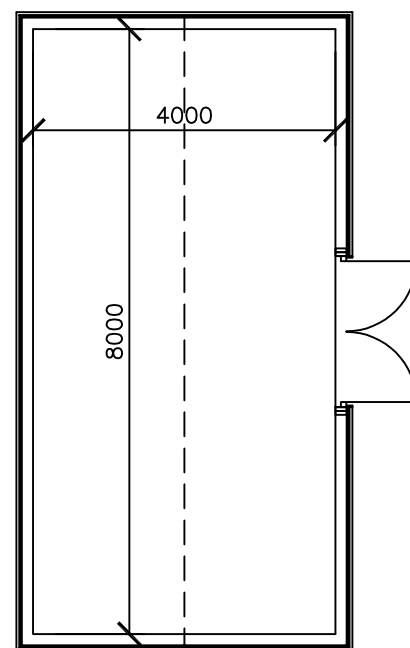
EAST ELEVATION

MATERIALS


ROOF – FELT
 WALLS – BLACK WEATHERBOARD



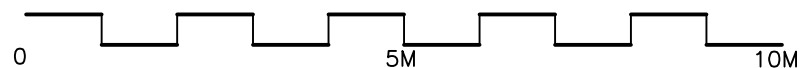
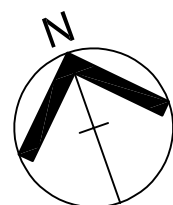
SECTION



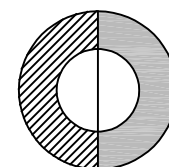
PLAN



ROOF PLAN



SCALE



CANTAB DESIGN LTD
 Architectural Consultants

Client	MR & MRS HILL	Date	SEPT 23
Project	THE MAPLES 38B GREAT FEN ROAD SOHAM	Scale	1:100@A3
Drawing	GARDEN MACHINERY SHED PLANS & ELEVATIONS	Dwg. No	L(PL)GR_01 A

THE TRAM SHED, East Road, Cambridge. CB1 1BG

Tel.01223 911388 mob.07766 077184
 Email: info@cantabdesign.co.uk
 Web: www.cantabdesign.co.uk