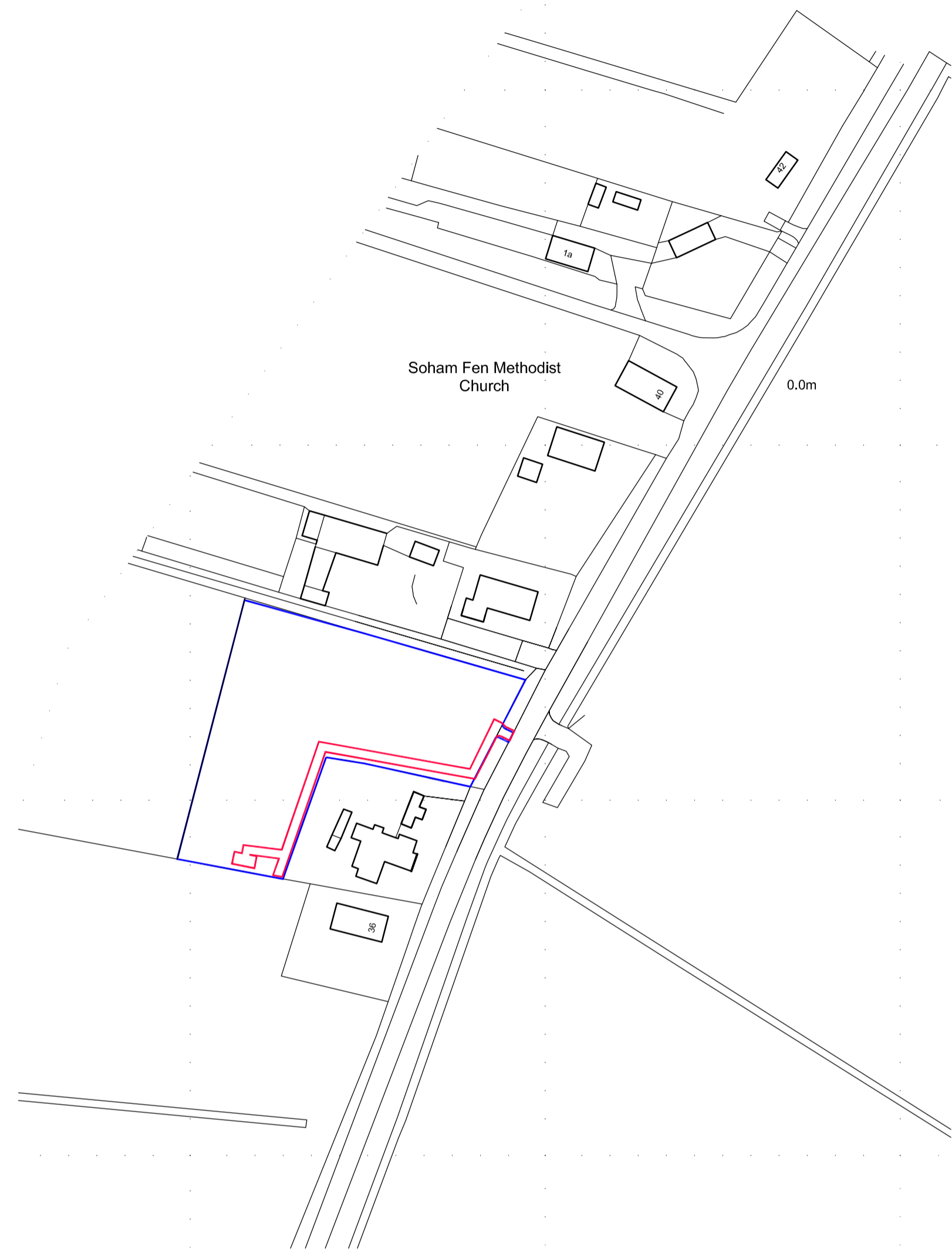
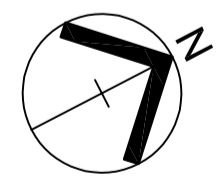
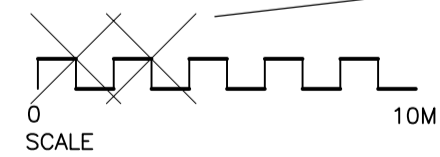
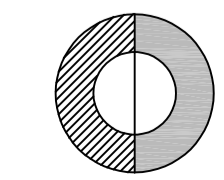
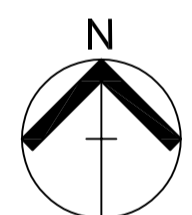
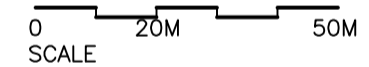


SITE PLAN 1:200



SITE PLAN 1:1250



CANTAB DESIGN LTD  
Architectural Consultants

Client	MR & MRS HILL	Date	SEPT 23
Project	THE MAPLES 38B GREAT FEN ROAD SOHAM	Scale	1:1250@A1, 1:2500@A3
Drawing	GARDEN MACHINERY SHED	Dwg. No	1:200@A1, 1:400@A3
	LOCATION & SITE PLAN		L(PL)SR_L01 9

THE TRAM SHED, East Road, Cambridge. CB1 1BG  
 Email: info@cantabdesign.co.uk  
 Web: www.cantabdesign.co.uk

Tel: 01223 911388 mob: 07766 077184  
 This drawing is copyright. Do not scale from this drawing, the contractor is responsible for reporting any inconsistencies to the consultant.