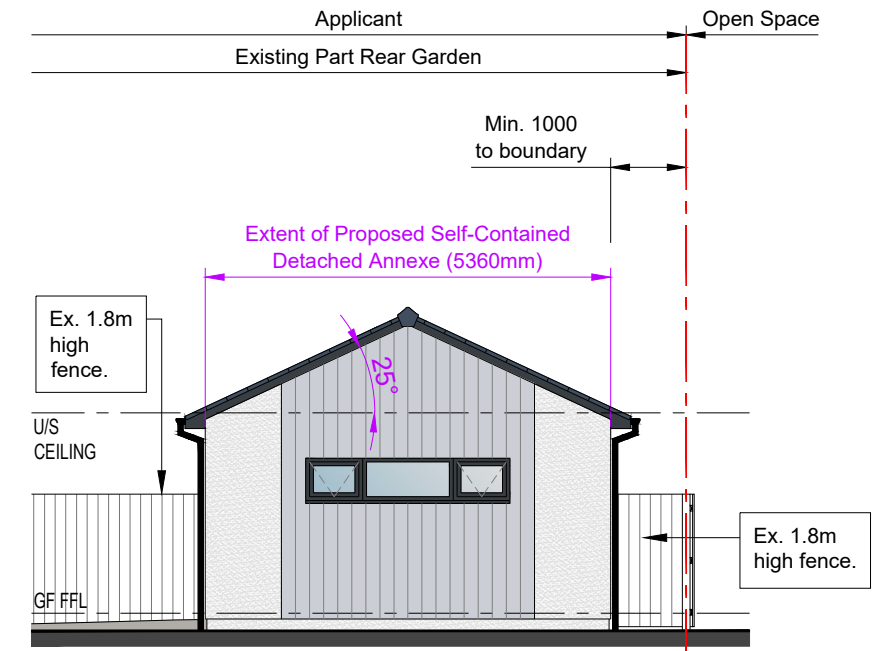
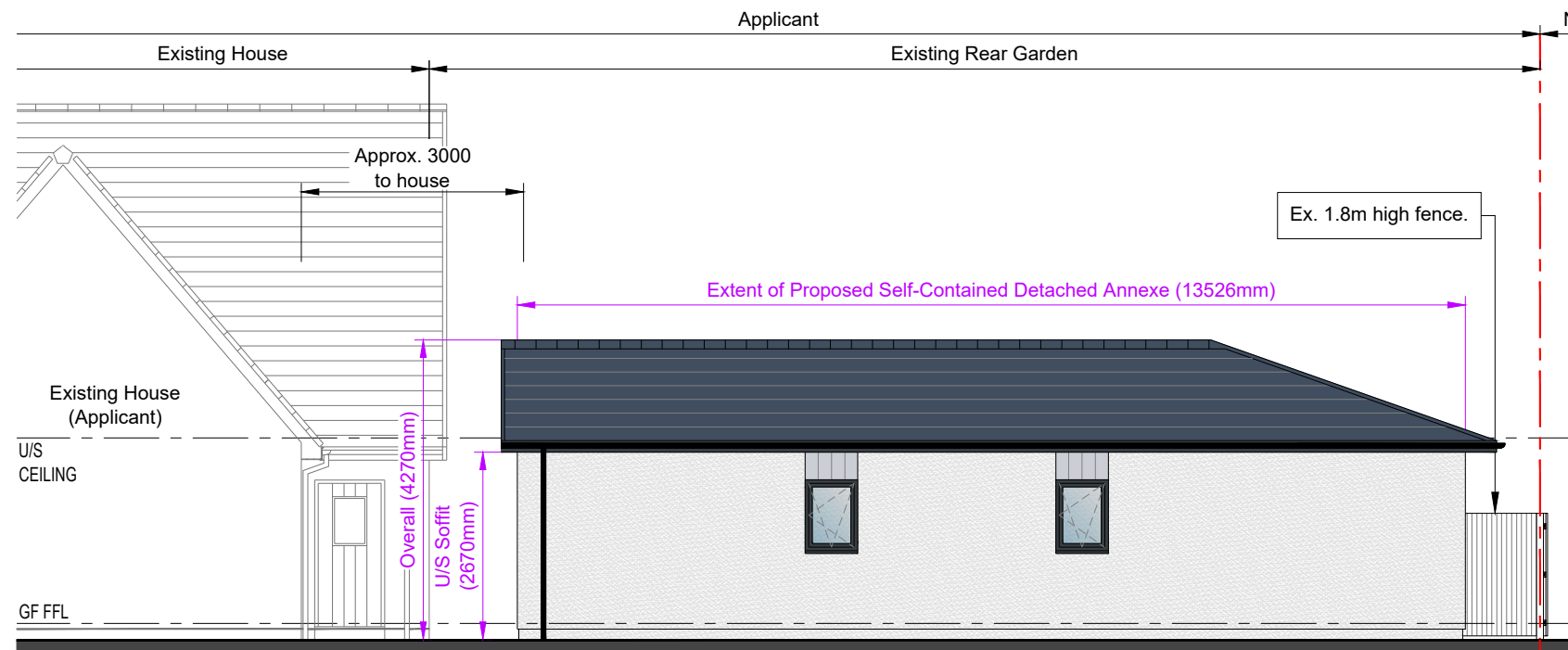




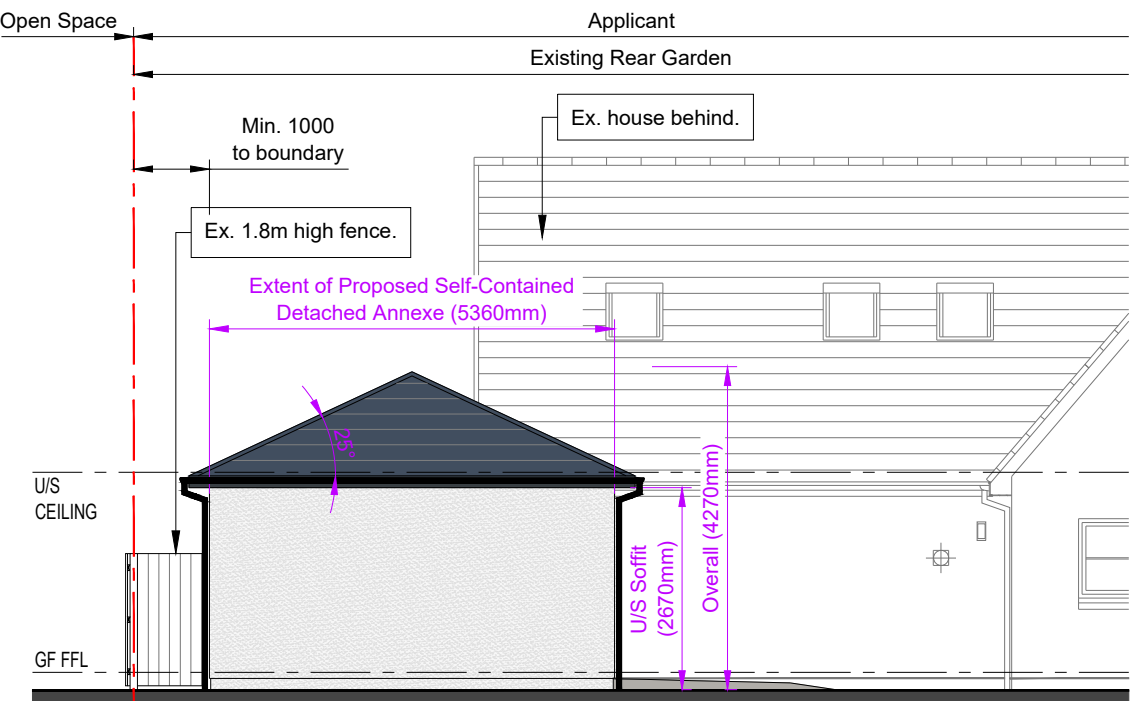
FRONT (SOUTH EAST FACING ELEVATION)



SIDE (NORTH EAST FACING ELEVATION)



REAR (NORTH WEST FACING ELEVATION)



SIDE (SOUTH WEST FACING ELEVATION)

PROPOSED ELEVATIONS

SCALE 1:100



PROPOSED EXTERNAL FINISHES

- | | | | |
|----------------------------------------------------------------------------------------------------------------------------------------------|--------------------------------------------------------------------------------------------------------------|------------------------------------------------------------------------------------------------------|----------------------------------------------------|
| WALLS:
Primary:
Render on blockwork to match existing house.

Secondary:
Vertical Composite Cladding.
Colour - Grey | ROOF:
Concrete tiles.
Colour: Grey.

DOORS & WINDOWS:
PVCu
Colour: Grey. | CILLS:
PVCu
Colour: Grey.

FASCIAS & SOFFITS:
PVCu
Colour: Grey. | RAINWATER GOODS:
PVCu.
Colour: Black. |
|----------------------------------------------------------------------------------------------------------------------------------------------|--------------------------------------------------------------------------------------------------------------|------------------------------------------------------------------------------------------------------|----------------------------------------------------|

PROJECT
6 Essich Meadows, Inverness - Andy Pirie

CONTENT
Proposed Elevations

REV.	DESCRIPTION	DATE	BY		
-	-	-	-		
DATE	SCALE	DRAWN	CHECKED	STATUS	
02.11.23	1:100	-	-	Planning	
PROJECT NO.	SET	REFERENCE	PLOT NO.	SHEET NO.	REV.
700	/ P /	XXX	/ XX /	003	/ -