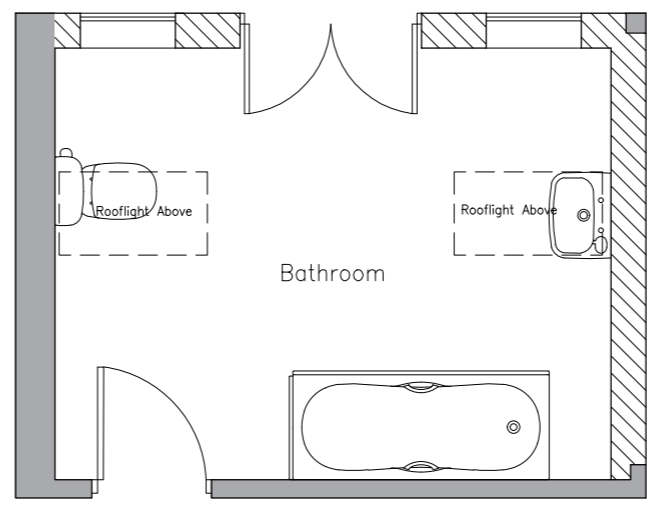
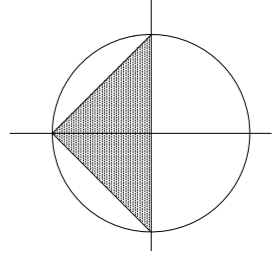
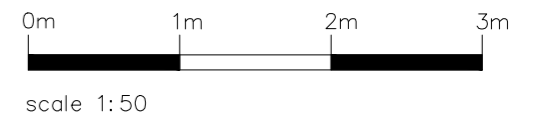


Ground Floor Plan
Scale: 1:50
Option C



Part First Floor Plan
Scale: 1:50

- NOTE
1. DRAWINGS MUST NOT BE SCALED; WORK ONLY TO FIGURED DIMENSIONS
 2. CHECK ALL DIMENSIONS ON SITE BEFORE ORDERING MATERIALS OR PUTTING WORK IN HAND
 3. SHOP DRAWINGS OF MANUFACTURED ITEMS MUST BE APPROVED BY THE ARCHITECTS BEFORE WORK IS PUT IN HAND
 4. DIMENSIONS MUST BE VERIFIED ON SITE BEFORE PREPARATION OF SHOP DRAWINGS
 5. THE ARCHITECT MUST BE NOTIFIED OF ANY DISCREPANCIES IMMEDIATELY
 6. IF IN DOUBT ASK!



P1 17:11:23 Issued for Planning
A 07:11:23 Revised following client feedback
revisions

PLANNING

MORE THAN PRETTY PICTURES
ARCHITECTS
tel: 07969355994
matthew@mtpa.co.uk

client
Mr & Mrs Hussey

job title
**Linden House, Hall Street
Long Melford**

drawing title
**Proposed Ground Floor Plan &
Proposed Part First Floor Plan**

scale	drawn by	date
1:50 @A2	MS	July 23

sheet / layout number	rev
23-103-SP-101	P1