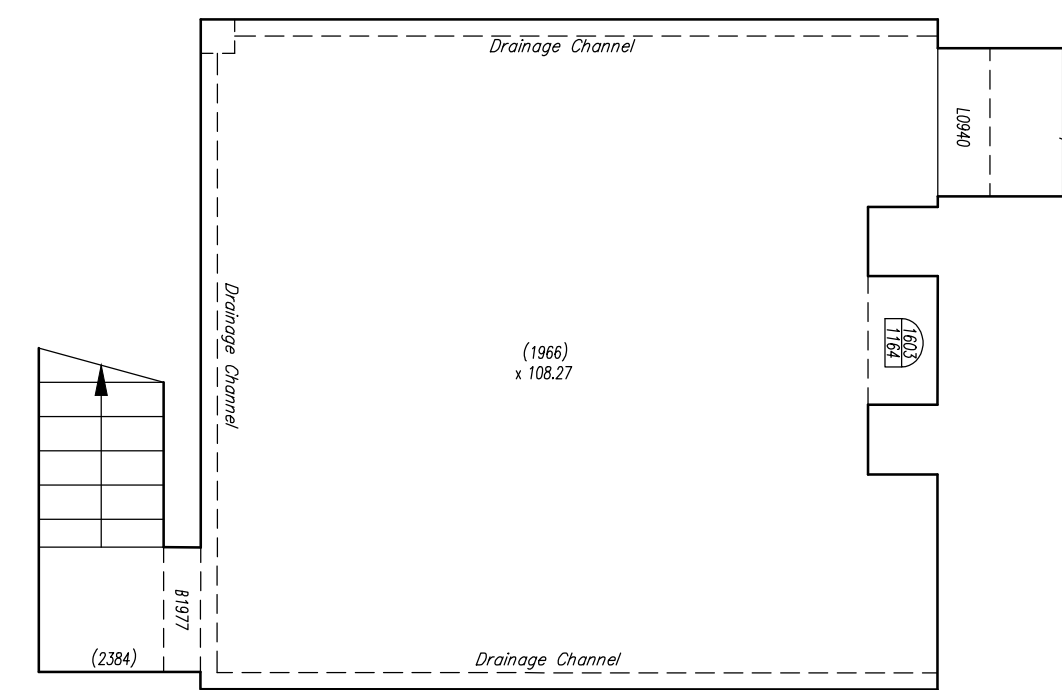
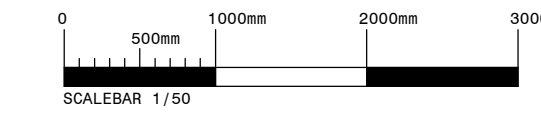
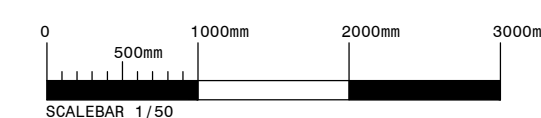


LOFT



BASEMENT



Surveyed by: N Mills

Plotted by: P Marvin

Drawn by: Acad

Legend

- (9999) FFL TO CEILING(mm)
- (0000) FFL TO FALSE CEILING(mm)
- (0000) FFL TO HEAD HEIGHT(mm)
- 81234 FFL TO UNDERSIDE OF BEAM(mm)
- W1234 FFL TO TOP OF WALL(mm)
- +12.34 UB UNDERSIDE OF BEAM LEVEL(M)
- +12.34 C CEILING LEVEL(M)
- +12.34 W WALL LEVEL(M)
- +12.34 F FINISH FLOOR LEVEL(M)
- [9999] [0000] SILL TO HEAD HEIGHT(mm)
- [9999] [0000] FLOOR TO SILL HEIGHT(mm)
- (9999) FFL TO MAX. ARCH(mm)
- (9999) FFL TO MIN. ARCH(mm)
- (9999) SILL TO MAX. ARCH(mm)
- (9999) SILL TO MIN. ARCH(mm)
- (9999) FFL TO SILL(mm)
- 00000 LEDGE HEIGHT(mm)
- ▨ RADIATOR
- ↔ CEILING SLOPE DOWN
- STAIRS UP

Data

Levels : Metric and based on TBM  
 Situated on Survey station 1  
 Value: 50.000m (Arbitrary value)


Client

PATRICIA EATON

Site

KILLARNEY  
 FARNHAM ROAD  
 HOLT POUND

EXISTING BASEMENT & LOFT



Marvin & Partners  
 Limited

Plestor House  
 Farnham Road  
 West Liss  
 Hampshire GU33 6JQ

Tel : 01428 751888  
 Email: paul@maplimited.com

Date MAY 2022

Scale 1/50 @ A1

Dwg/Job No. 22/5821\_INT

Checked By