

© copyright 2019
 This drawing and the copyrights and patents therein are the designer's property and may not be used or reproduced - only under contract.

ALL DIMENSIONS TO BE CHECKED ON SITE.
 DO NOT SCALE FROM THIS DRAWING EXCEPT FOR THE PURPOSES OF LOCAL AUTHORITY PLANNING

rev	date	description

Frank Belshaw
 Building Surveyors Limited



wheatley springs barn, wheatley lane road,
 barrowford, nelson, lancashire, BB9 6QS.
 tel no. (01282) 699668, fax no. (01282) 602447.



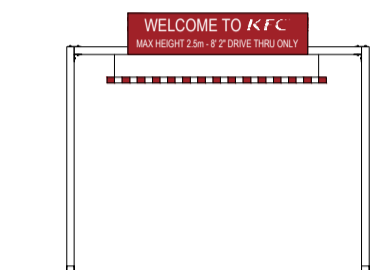

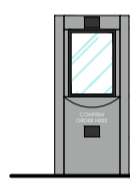

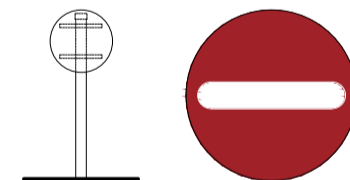
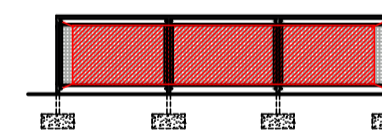
IMAGE ENHANCEMENT

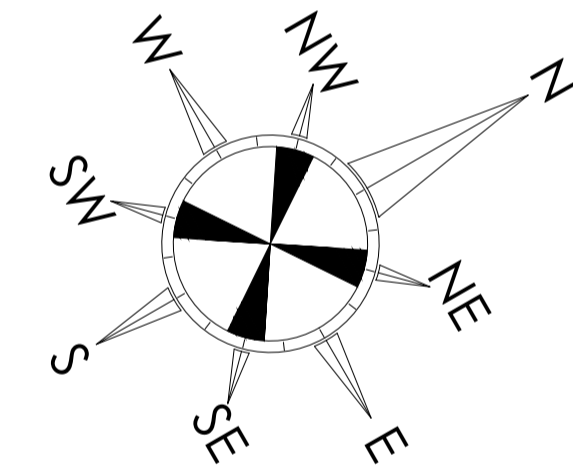
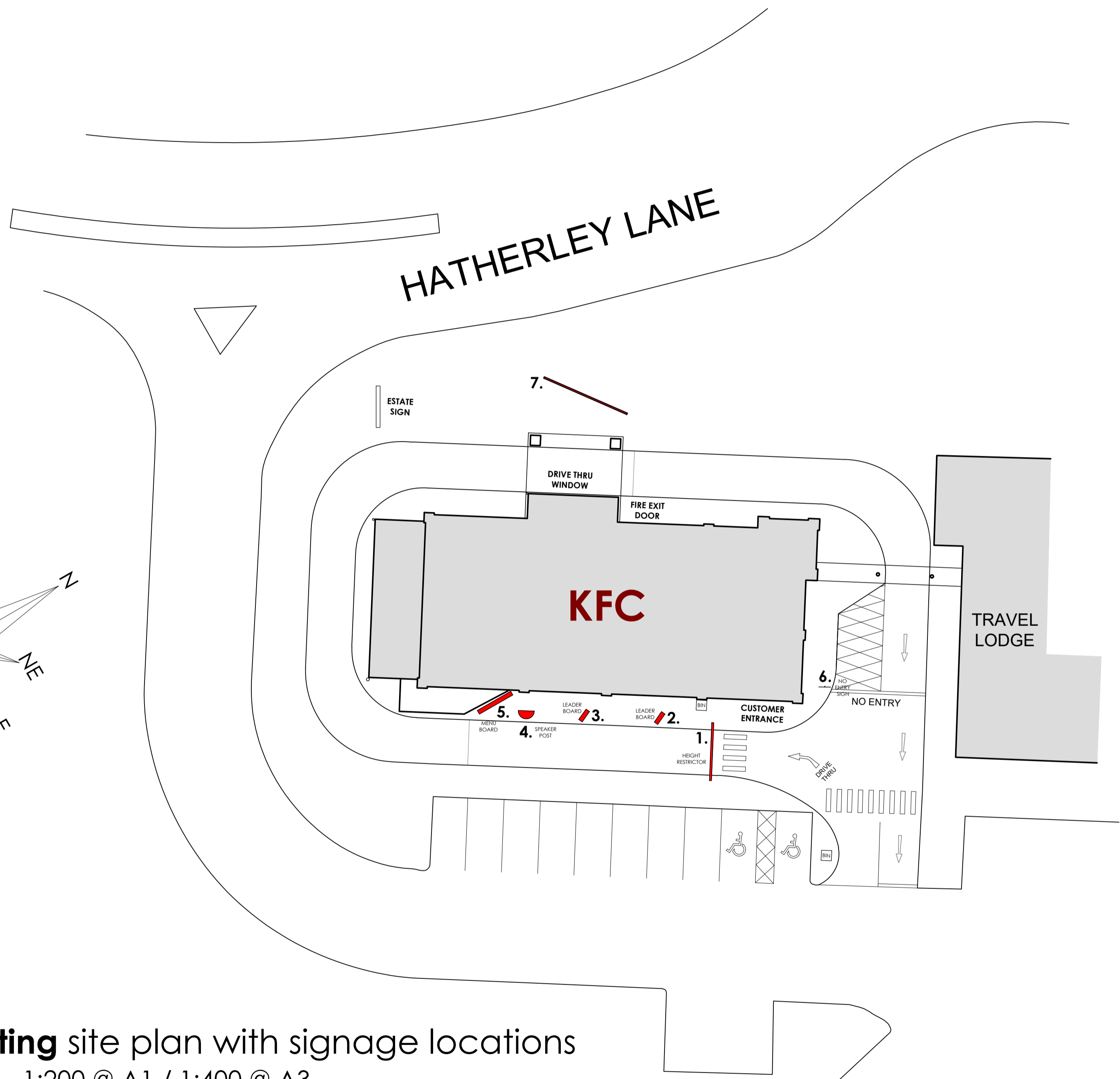
store address
 GOLDEN VALLEY
 HATHERLEY LANE
 CHELTENHAM
 GL51 6TA
 client: NNA Ltd

drawing title
 EXISTING
 SITE SIGNAGE PLAN

drawn by	checked	date
JL	----	20/09/23
store no.	scale	
064/06	1:200 @ A1	

Drawing no.	FB ref.	revision
6406/2023/P120	2023/90	--

PROPOSED EXTERNAL SIGNAGE SCHEDULE		
sign no.	signage image (not to scale)	description
1.		existing non illuminated height restrictor to be retained and cleaned.
2 & 3.		existing leader boards to be retained and cleaned.
4.		existing speaker post to be retained and cleaned.
5.		existing menu board to be retained and cleaned.
6.		existing non illuminated "NO ENTRY" sign to be retained and cleaned.
7.		existing banner frame to be retained and cleaned.



existing site plan with signage locations
 scale - 1:200 @ A1 / 1:400 @ A3