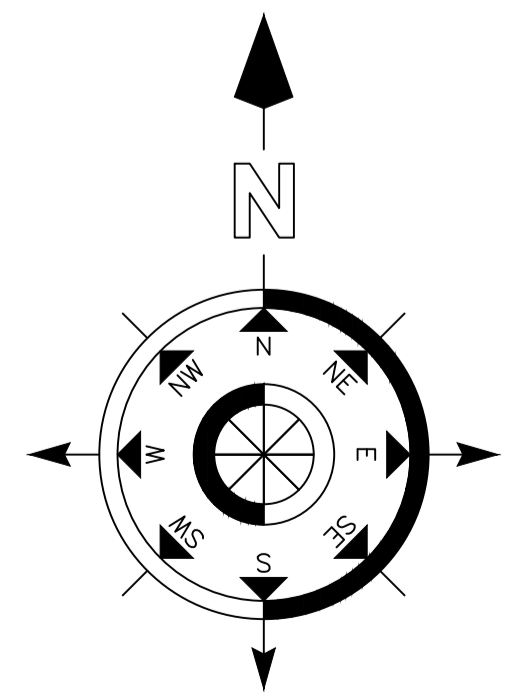
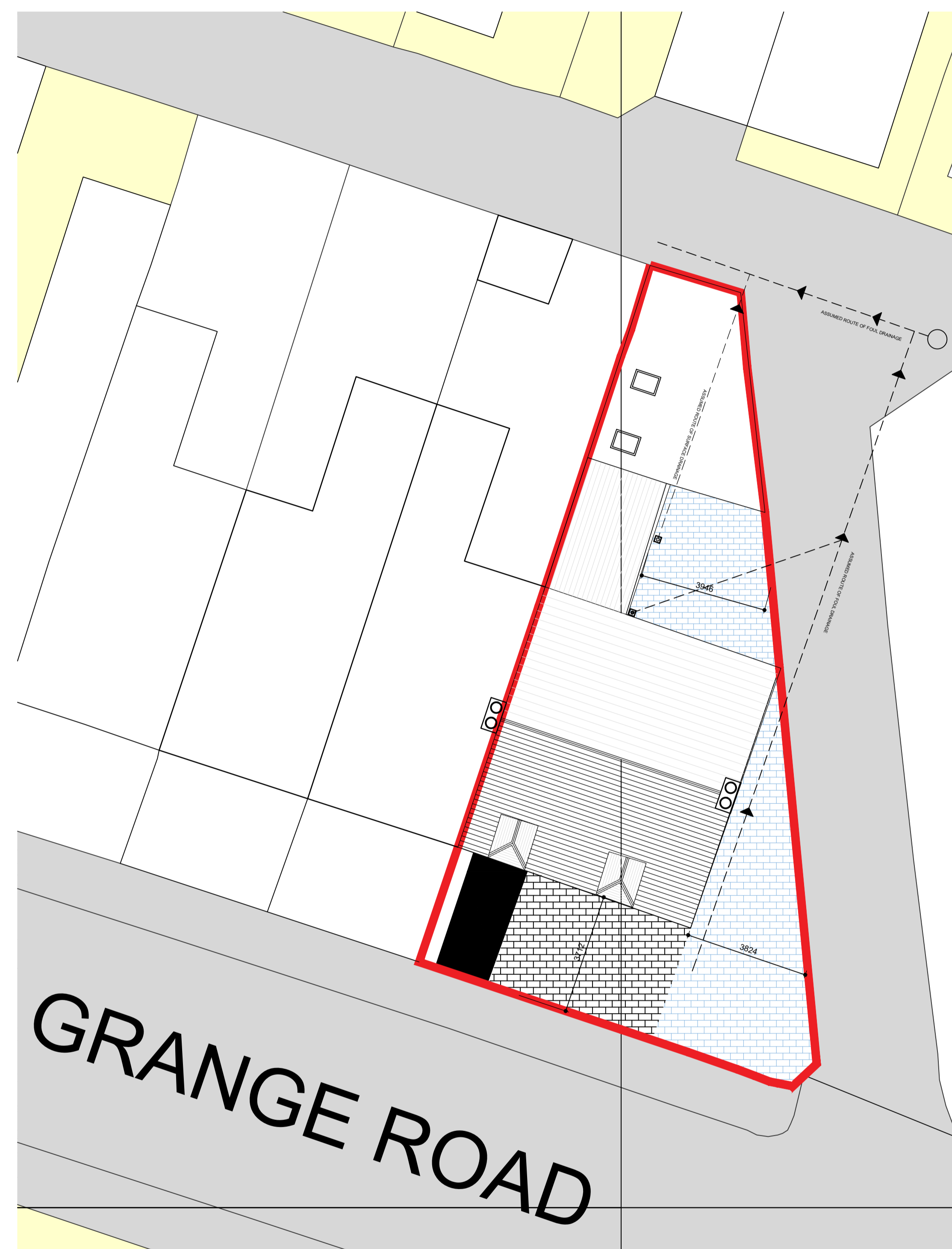
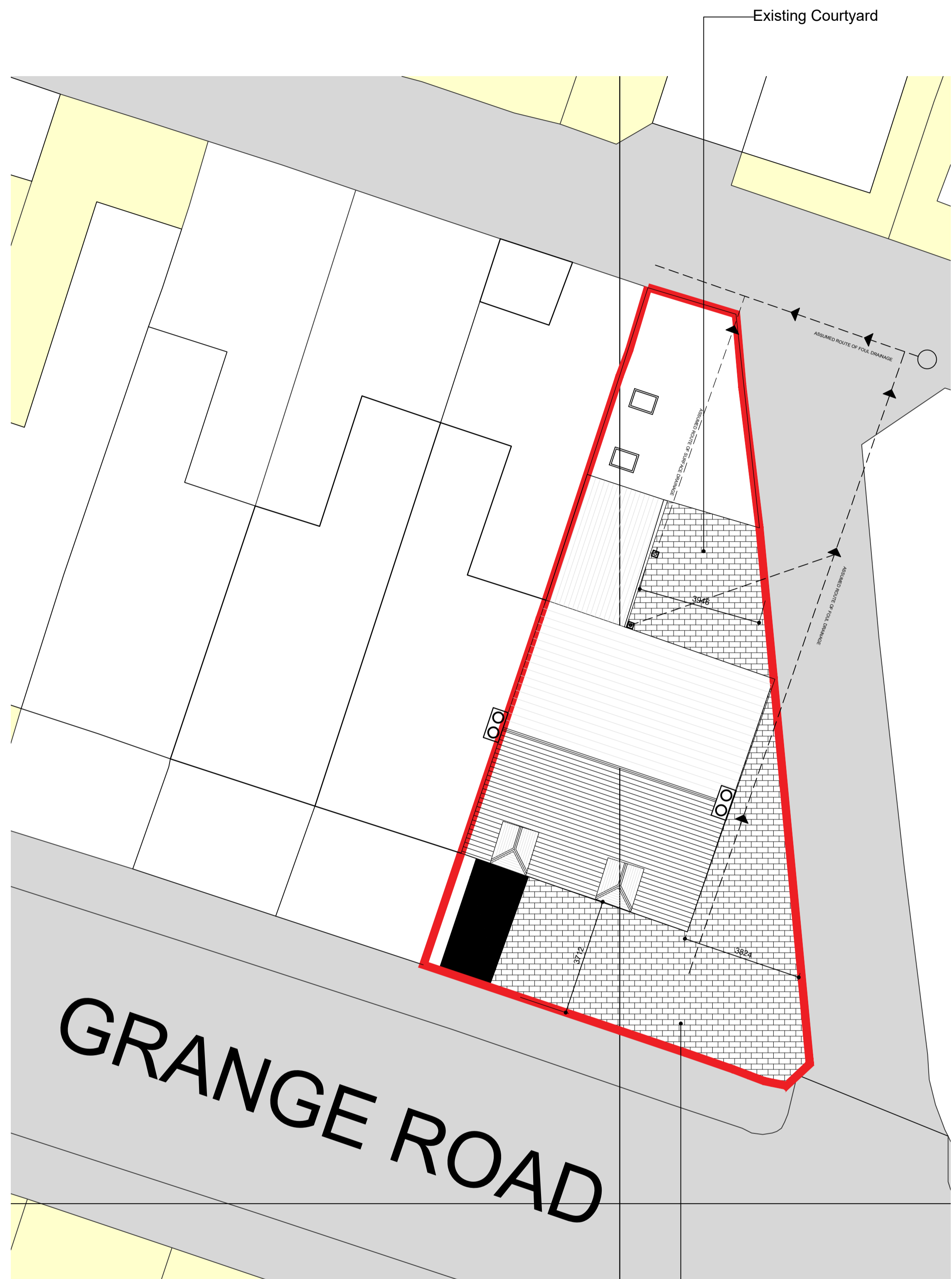


NOTES
 Do not scale from this drawing. Only figured dimensions are to be taken from this drawing.
 Contractor must verify all dimensions on site before commencing any work or shop drawings.
 Report any discrepancies before commencing work to GW Architectural. If this drawing exceeds the quantities taken in any way the practice should be informed before the work is initiated.
 Work within the Construction (Design & Management) Regulations 2015 is not to start until a Construction Phase Plan has been produced. All work is to be carried out in accordance with good building practice and any relevant legislation, British Standards, Codes of Practice, etc. in force at the time of the execution of the works.
 This Drawing is Copyright and must not be reproduced without consent of GW Architectural
 Drawing Status/Type Key:
 F - Feasibility stage drawing
 P - Planning stage drawing
 T - Tender stage drawing
 C - Construction stage
 AB - As Built Status
 TNT - Tenant drawing
 SK - Sketch drawing
 M - Marketing drawing
 L - Landscape Drawing
 S - Survey drawing
 OS - Ordnance Survey drawing
 Rev. Description Drawn Date Ch'ked Date



GW

GW Architectural
 Clavering House, Clavering Plcse
 Newcastle upon Tyne NE1 3NG
 t: 0191 432 4510
 e: info@gwarchitectural.co.uk

PROJECT
**33 Grange Road
 Norton
 Stockton-on-Tess**

DRAWING TITLE
**Existing and Proposed
 Site Plans**

Scale 1:100 @A1	Drawn By RG	Date Drawn July'21	Checked By	Date Checked
-----------------------	----------------	-----------------------	------------	--------------

Drawing No. **21038.P03** Revision *

Drawing Status
PLANNING