













 = wall type IW02
 1400 mm
 1000 mm
 800 mm
 1800 mm
 The layout should include an unobstructed manoeuvring space of at least a 1.5m by 1.5m square or an ellipse of 1.4m by 1.8m, min 1000mm clear activity space required in front of oven

PROPOSED EXTENSION AND ALTERATIONS FOR MR AND MRS RENTON 7 GLEN FALLOCH WAY CUMBERNAULD G68 0FL

NOTE: THESE DRAWINGS IN FULL ARE TO BE USED FOR THE PURPOSE OF OBTAINMENT OF LOCAL AUTHORITY APPROVALS. LE PLANNING PERMISSION AND BUILDING WARRANTS ONLY WHERE APPLICABLE AND TO BE USED FOR GUIDANCE ONLY. IT IS THE CONTRACTORS RESPONSIBILITY FOR FINAL MEASUREMENTS OF ALL NECESSARY SIZES AND RESPONSIBILITY FOR CORRECTNESS AND COMPLETENESS OF HIS OWN MEASUREMENTS NOT WITHSTANDING THE APPROVAL OF THE DESIGNER AND/OR BUILDING STANDARDS SURVEYOR. LEVELS AND SPECIFICATIONS ARE TO BE VERIFIED PRIOR TO COMMENCEMENT OF WORKS AND PURCHASING OF GOODS. DRAWINGS HAVE BEEN DONE IN ACCORDANCE WITH SITE SURVEY. NO RESPONSIBILITY SHALL BE HELD FOR GAS, WATER SUPPLY AND DISCHARGE SERVICES WHICH ARE WITHIN FOOTPRINT OF PROPOSED WORKS AND ANY SPECIALIST FOUNDATIONS REQUIREMENTS, LEVELS AND MEASUREMENTS TAKEN AND ALSO POSITIONING OF BOUNDARY LINES. IT IS THE CLIENTS RESPONSIBILITY TO ENSURE THAT BOUNDARY LINES NOTED ON DRAWINGS ARE CORRECT BEFORE WORK COMMENCEMENT. DO NOT SCALE OFF DRAWINGS.

revisions:

FIXTURES LEGEND	
	wall light
	ceiling spot light
	ceiling bayonet light
	twin low level socket
	single low level socket
	twin high level socket
	single high level socket
	mechanical extract fan
	trickle vent
	one way light switch
	two way light switch
	smoke detector
	heat detector
	carbon monoxide detector
	radiator with trv fitted
client to advise on location of fixtures	

P :: PROPOSED GROUND FLOOR PLAN
 3 scale: 1:50

