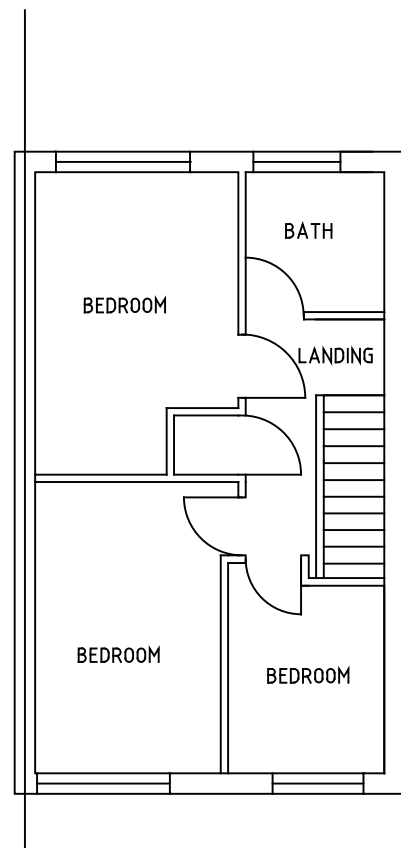


EXISTING GROUND FLOOR PLAN

SCALE 1:100 @ A3



EXISTING FIRST FLOOR PLAN

SCALE 1:100 @ A3



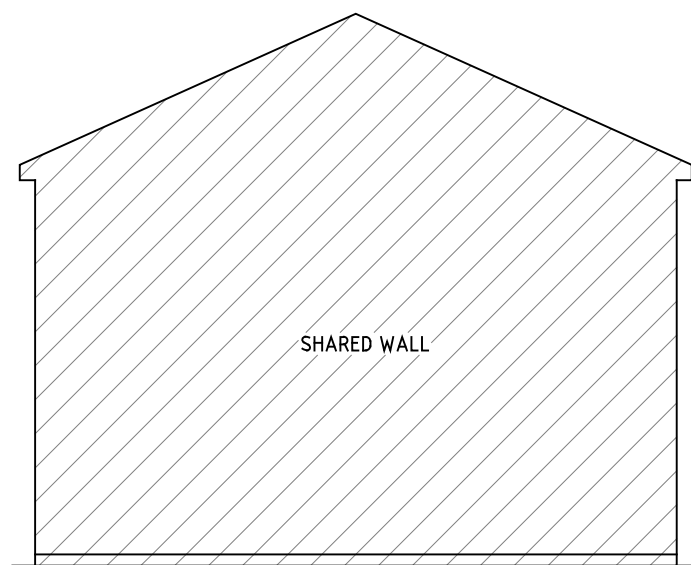
EXISTING FRONT ELEVATION

SCALE 1:100 @ A3



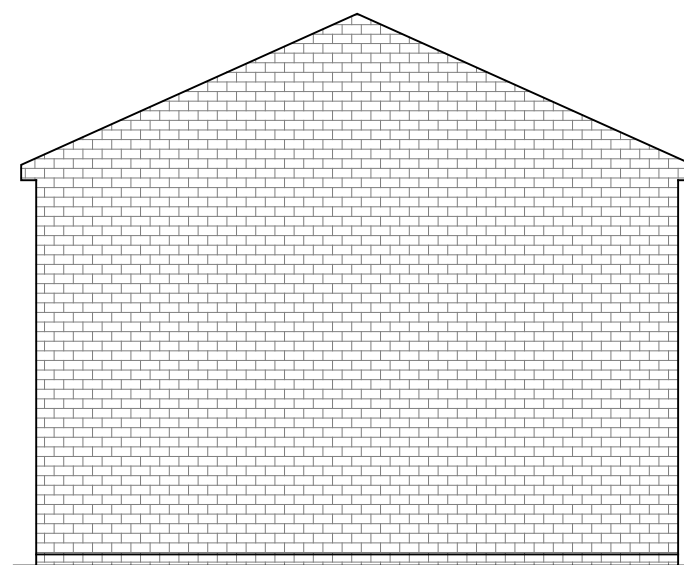
EXISTING REAR ELEVATION

SCALE 1:100 @ A3



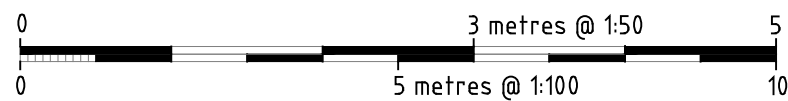
EXISTING SIDE ELEVATION

SCALE 1:100 @ A3



EXISTING SIDE ELEVATION

SCALE 1:100 @ A3



110 WHITEHOUSE AVENUE  
BOREHAMWOOD  
WD6 1HE

DRAWING TITLE / DESCRIPTION  
SINGLE STOREY REAR EXTENSION  
EXISTING PLANS AND ELEVATIONS

DRAWING NO.  
110WA/100

SCALE : 1:100

DATE : 27/11/2023