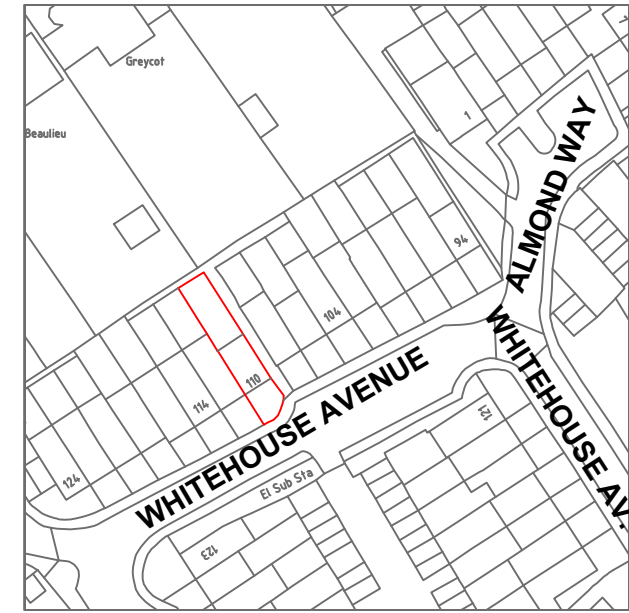
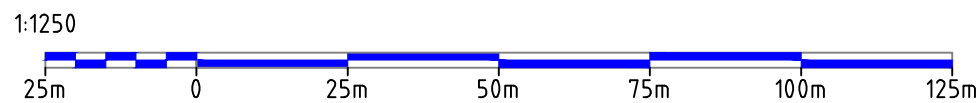
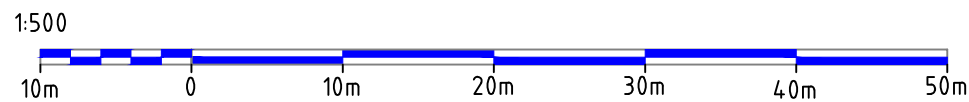


Proposed area of extension

SITE PLAN
SCALE 1:500 @ A3



LOCATION PLAN
SCALE 1:1250 @ A3



110 WHITEHOUSE AVENUE BOREHAMWOOD WD6 1HE	
DRAWING TITLE / DESCRIPTION SITE PLAN LOCATION PLAN	
DRAWING NO. 110WA/102	SCALE : 1:500 1:1250 DATE :04/12/2023