

**Notes:**

1. Do not scale from drawings; use figured dimensions only. Any discrepancies should be raised with the Architect.
2. All design information, specifications, and drawings are subject to copyright and are the property of Jon Boon Architects Ltd, and must not be copied in whole or in part without their written permission.

**Schedule of Areas GEA):**

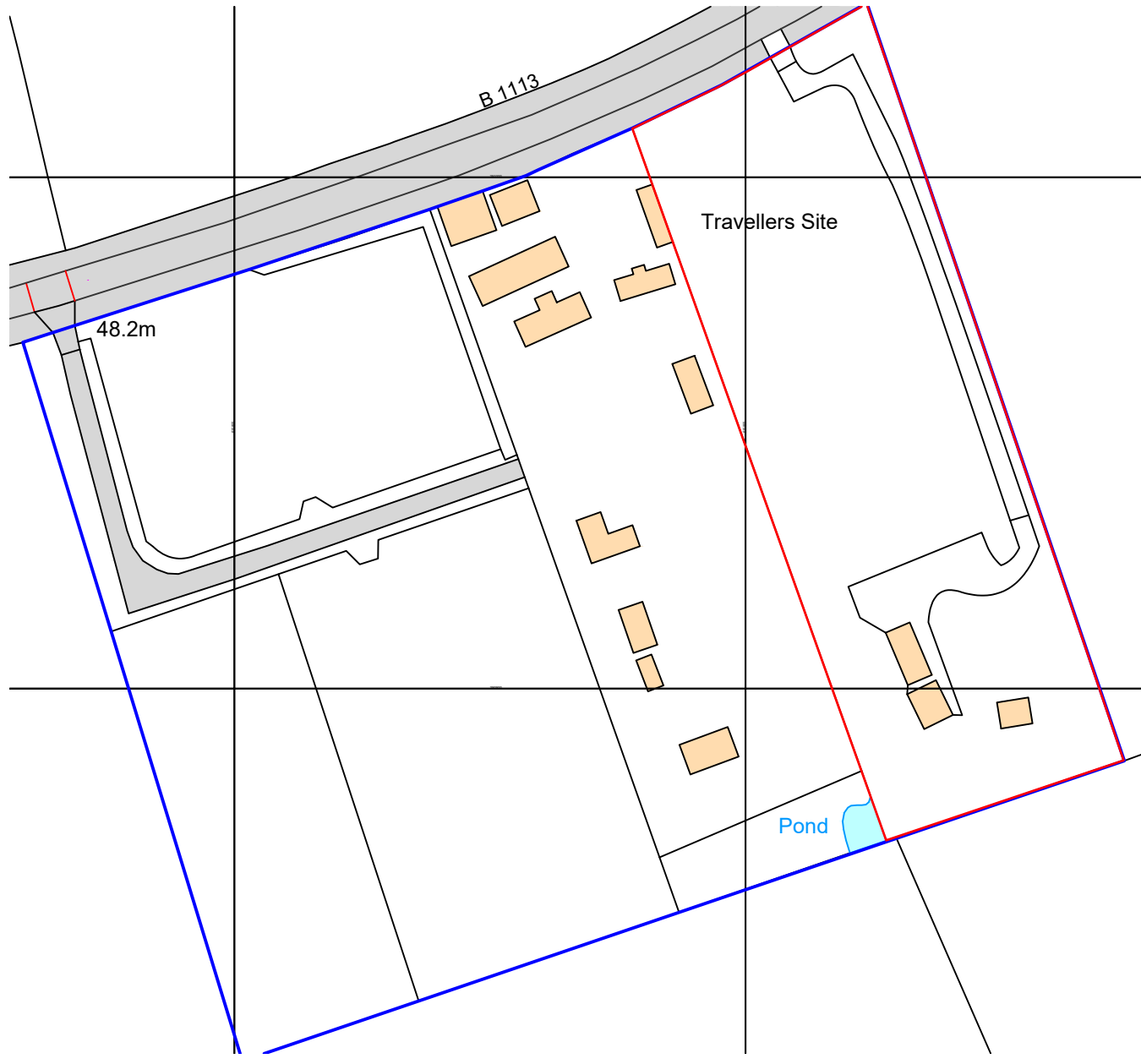
	(m2)
<span style="color: blue;">□</span> Current ownership	26636
<span style="color: red;">□</span> Application area	7638

**Legend:**

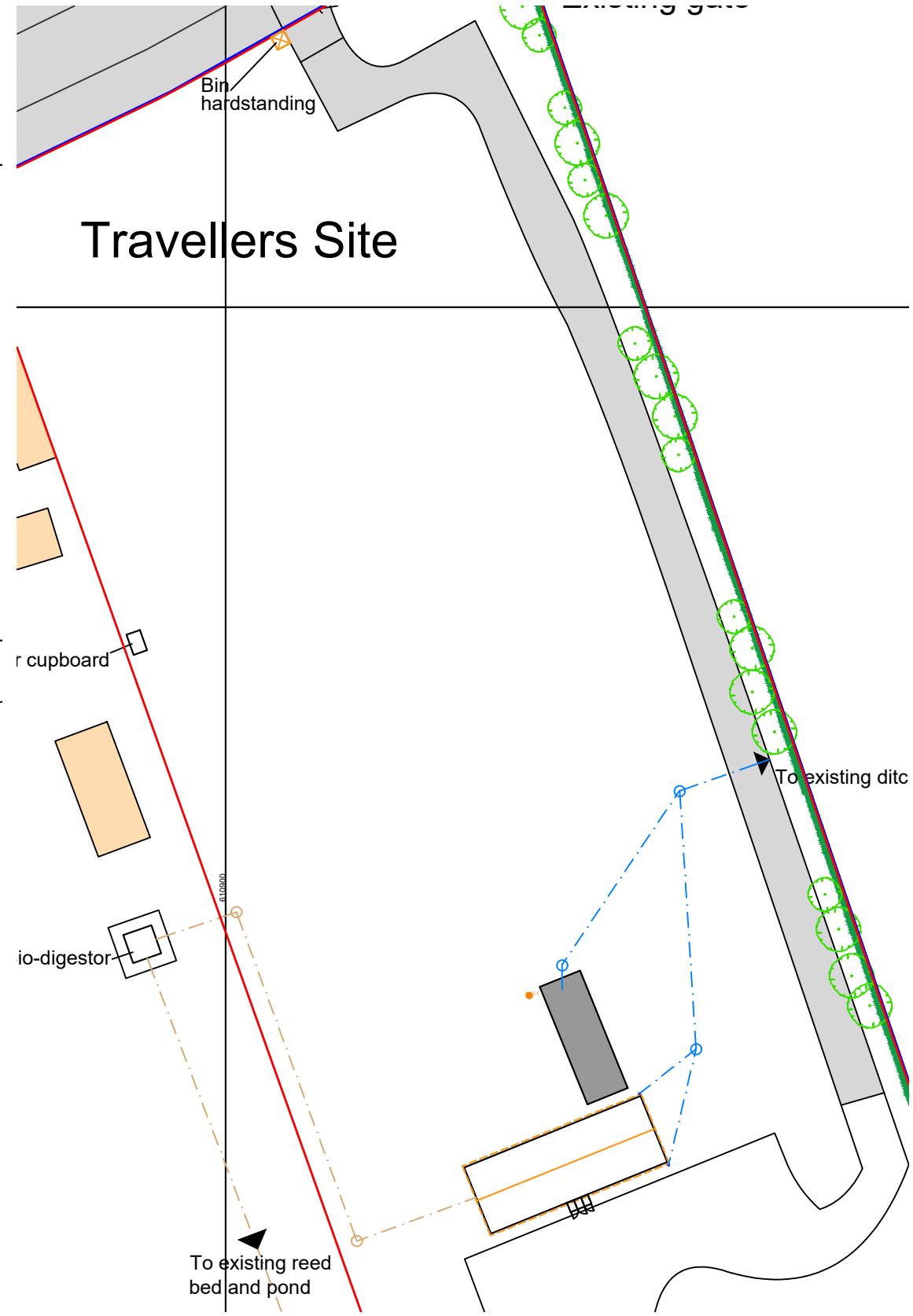
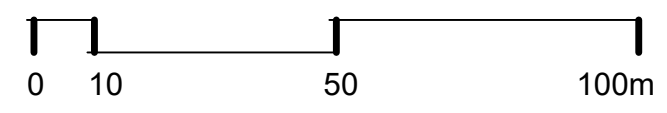
- 12ft.x35ft proposed concrete pads (1 no.)
- Proposed hedging
- Proposed trees
- 6x16m Day room
- L1 Bollard solar light  
1m high downward facing
- Foul drainage
- Surface water

**Revisions:**

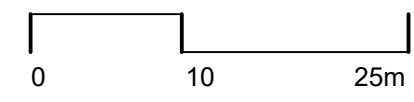
A Revised to client comments	10-10-23
B Red line added to location plan	14-11-23
C Revised to 1 no. plot	30-11-23



Existing Location Plan [1:1250]



Proposed Site Plan [1:500]



# Jon Boon Architects Ltd

The Enterprise Centre  
University Drive  
Norwich NR4 7TJ

T: 01603 672710  
M: 07770 437700  
jonboon@me.com

Project: Romany Meadow, Carleton Rode  
Client: J Leveridge

Existing Location & Proposed Site Plan  
23-309 102C | 01-08-23 | A3 | 1:1250/500