

**NOTES**

Where existing trees are to be retained they should be subject to a full Arboricultural inspection for safety.

Sketch proposals are for illustrative purposes only & as such are subject to detailed site investigation including ground conditions/contaminants, drainage, design & planning/density negotiations. Sketch proposals may be based upon enlargements of OS sheets & visual estimations of existing site features, accuracy will therefore need to be verified by survey. Sketch proposals have not been considered in respect of CDM Regulations.

This drawing and the building works depicted are the copyright of Studio16A and may not be reproduced or amended except by written permission. No liability will be accepted for amendments made by other persons.

The Contractor is to check and verify all building and site dimensions, levels and sewer invert levels at connection points before work starts. The Contractor is to comply in all respects with current Building Legislation, British Standard Specifications, Building Regulations, Construction (Design & Management) Regulations, Party Wall Act, etc. whether or not specifically stated on this drawing. This drawing must be read with and checked against any structural, geotechnical or other specialist documentation provided.

This drawing is not intended to show details of foundations, ground conditions or ground contaminants.

Each area of ground relied upon to support any structure depicted (including drainage) must be investigated by the Contractor. A suitable method of foundation should be provided allowing for existing ground conditions. Any suspect or fluid ground, contaminants on or within the ground, should be further investigated by a suitable expert. Any earthwork constructions shown indicate typical slopes for guidance only & should be further investigated by a suitable expert.

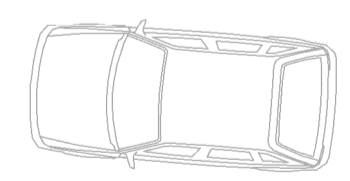
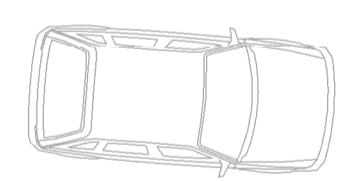
All errors and discrepancies found by the client or contractor to be reported to Studio16Architecture.

All landscaping & tree locations indicative, refer to details by others. All external levels TBC

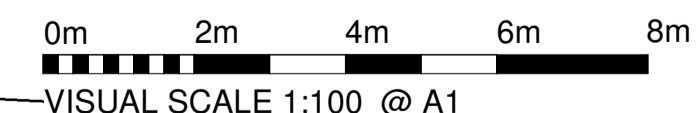
All measurements to be confirmed on site prior to procurement, fabrication and construction.

CANNON STREET

DEANSGATE



**1 Existing Site Plan**  
Scale: 1 : 100



VISUAL SCALE 1:100 @ A1

CODE SUITABILITY

PROJECT **68 Regent Street**

TITLE **Existing Block Plan**

CLIENT **Garry Boreham**

DRAWN BY JK	CHECKED BY JK	DATE 09/10/20
----------------	------------------	------------------

SCALE (@ A1) As indicated	PROJECT NUMBER XXXX
------------------------------	------------------------

DRAWING NUMBER <b>1002</b>	REV
-------------------------------	-----

Do not scale from this drawing. All dimensions are to be checked on site prior to commencing works on site. Discrepancy found between information given on this drawing and that given elsewhere or recorded on site shall be notified immediately to the project architect in writing.