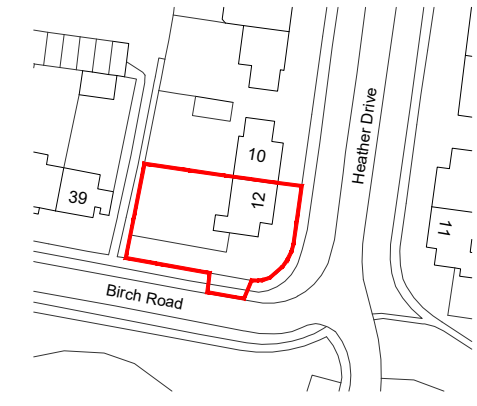
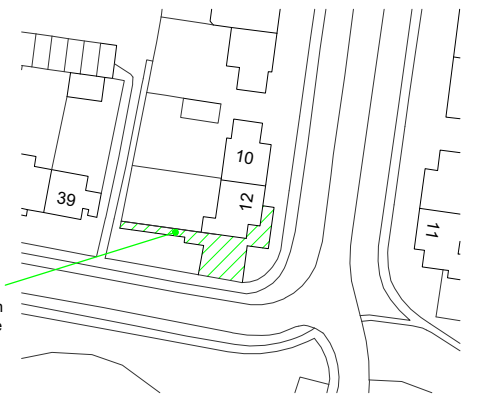




BLOCK PLAN
1:200



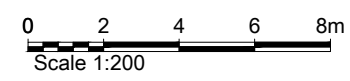
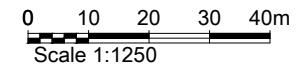
LOCATION PLAN
1:1250



LAND CHANGE PLAN
1:1250



Ordnance Survey, (c) Crown
Copyright 2023. All rights reserved.
Licence number 100022432



PLANNING NOTES

ALL PLANS PRODUCED IN GOOD FAITH AND BASED ON INFORMATION READILY FOUND ON SITE.
BUILDER TO CARRY OUT OWN SITE SURVEY AND AGREE ALL PROPOSED WORK WITH CLIENT.
ALL DIMENSIONS/LEVELS TO BE DETERMINED ON SITE.

SWC
Design - Build
0781 887 3474
Steven@SWCDesign-Build.co.uk
www.swcdesign-build.co.uk

Proposed Development For:
Mrs Giles
12 Heather Drive
Tadley
RG26 4QP

Date:	27/07/2023
Sheet:	Scaled as shown @ A3
Revision C	No: AB_01