

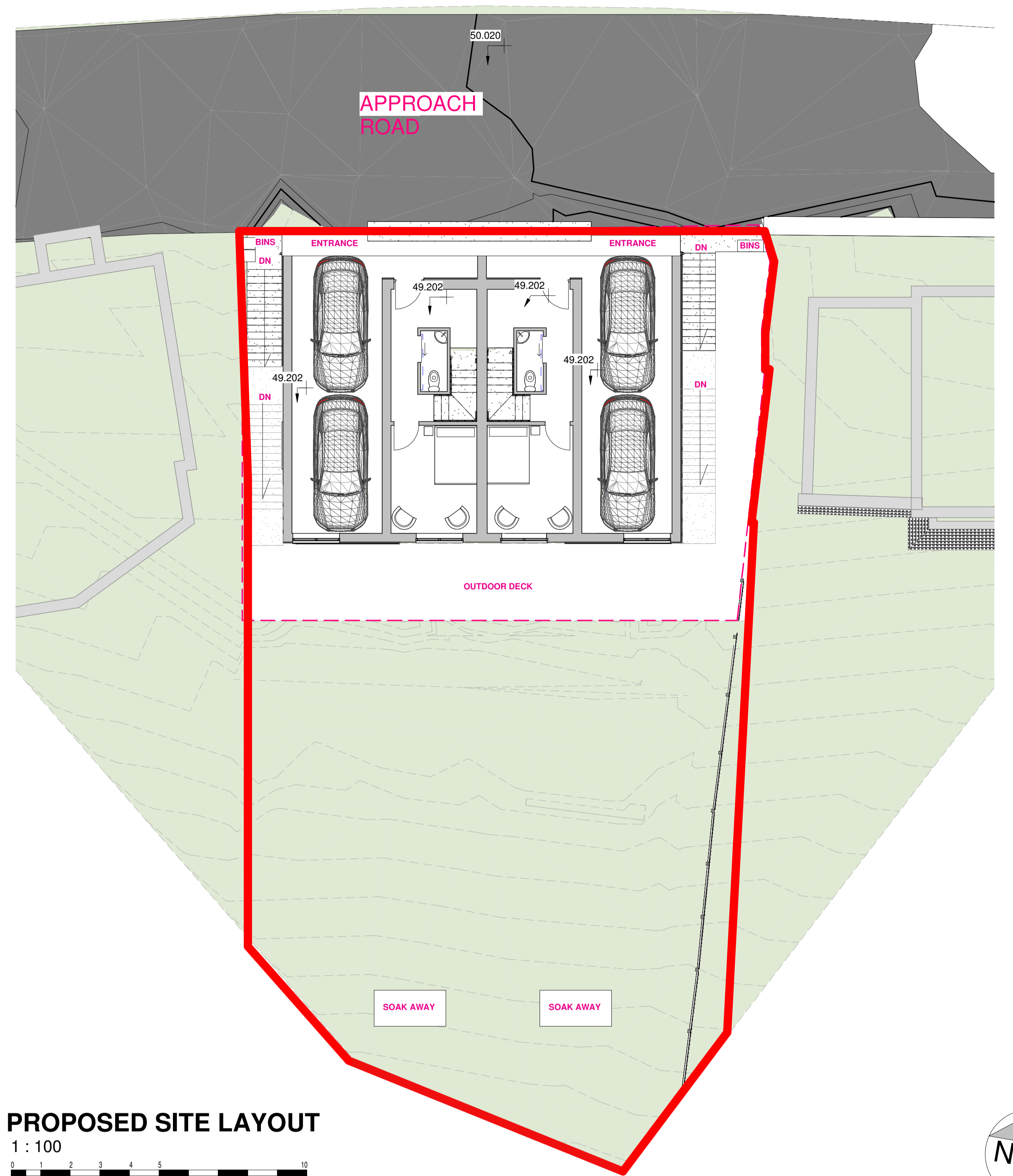

EXISTING SITE PLAN

1 : 200




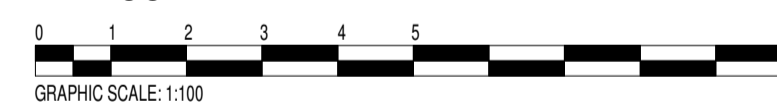
EXISTING BLOCK PLAN

1 : 500



PROPOSED SITE LAYOUT

1 : 100



REV	DESCRIPTION	DATE	DRAWN
-----	-------------	------	-------

REVISIONS



GORDON COURT EAST, MILLFIELDS, PLYMOUTH PL1 3JB
 studio@erclc.co.uk 01752 223686

CLIENT : MARK CATCHPOLE

PROJECT : 843 WOLSELEY ROAD, PLYMOUTH, DEVON.

DRAWING : EXISTING, PROPOSED SITE AND LOCATION PLAN

SCALE : As indicated@ A1 DRAWN : MGM

NUMBER : 2021-04 2003