






Side Elevation (SW)



Side Elevation (NE)



Rear Elevation (NW)



Scale: 1/100 @ A3

rwppconsultancy
info@rwppconsultancy.com

Driftway Cottage
Dorking Road
Gomshall GU5 9NY

Proposed New Dwelling
Side and Rear Elevations

DC/21/02D