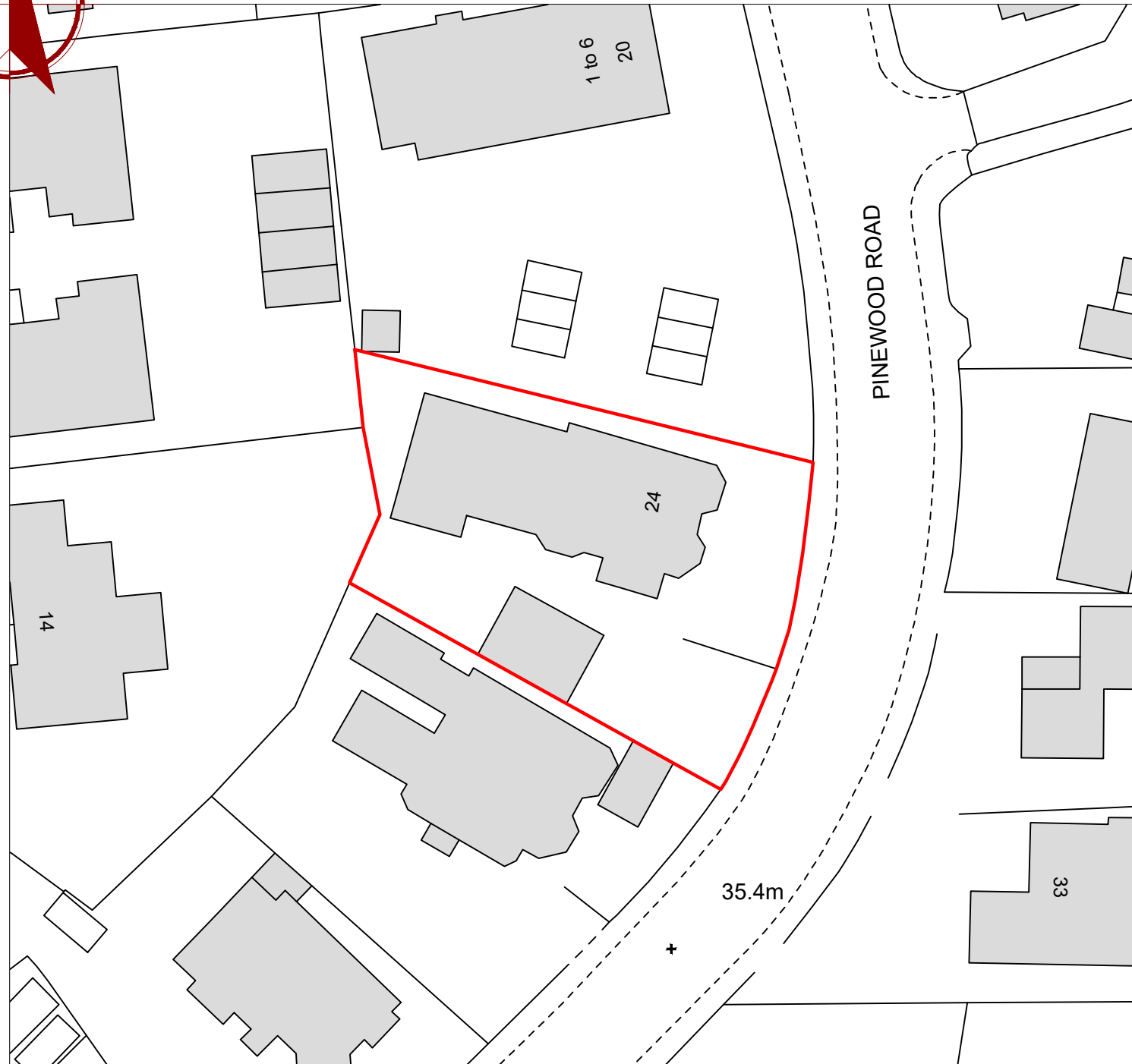

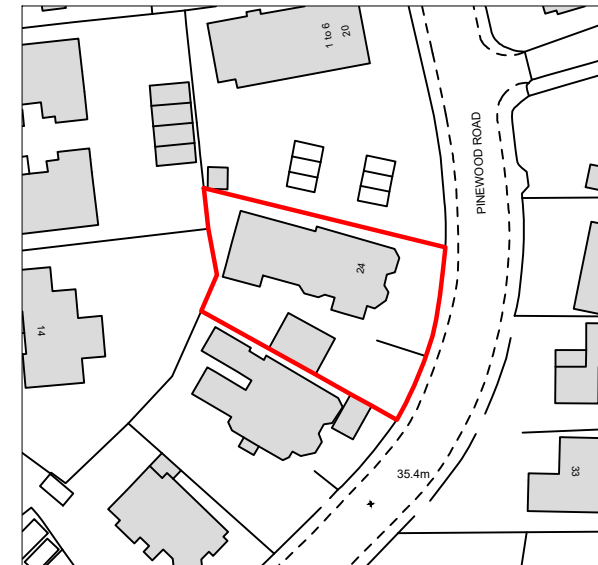


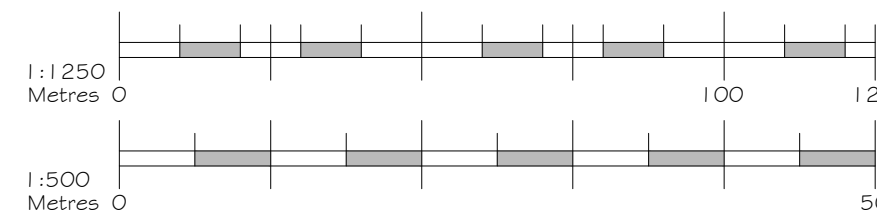
Note:  
This drawing may not be copied/reproduced or altered in any way without written authority from JOLP  
Do Not Scale, Use figure dimensions  
Check all dimensions on site before work proceeds, report discrepancies to JOLP  
If In Doubt Please Contact JOLP



Existing Block Plan  
Scale 1:500



Existing Location Plan  
Scale 1:1250



Rev.	Comment.	Date.
------	----------	-------

Drawing Title:  
**Existing Block & Location Plan**

Client:  
**Mr. Lawler**

Site:  
**24 Pinewood Road,  
Poole,  
Dorset,  
BH13 6JS**

Agent:



JOLP LTD  
The Pagoda, 30 Avenue Road, Bournemouth, BH2 5SL  
Tel: (+44) 01202 143363  
Eml: office@jolph.co.uk  
www.jolph.co.uk

Date: Aug 2022    Scale: 1:500@A3

Dwg No. 200-129/01