




GROUND FLOOR

GROUND FLOOR GROSS INTERNAL AREA: 184m²
 GROUND FLOOR EXTERNAL FOOTPRINT: 207m²
 TOTAL GROSS INTERNAL AREA: 256m²

- Key.**
-  Suggested position of soil vent pipe, actual position not determined by Potton.
 -  ASHP Possible position of air source heat pump if required.
 -  Obscured Glazing - Pattern TBC

Rev:	Date:	Description:	Drawn:	Checked:
E	08/06/22	PLANNING DRAWINGS	JS	n/a
D	02/06/22	Developed Design as per email 24/05/22	JS	n/a
C	23/05/22	Developed Design	JS	n/a
B	27/04/22	Redesign based off Teams call 19/04/23	JS	n/a
A	22/09/22	Planning Drawings	JS	n/a
SK04	17/08/22	Amended Sketch Drawings	JS	n/a
SK03	03/08/22	Amended Sketch Drawings	JS	n/a
SK02	06/07/22	Amended Sketch Drawings	JS	n/a
SK01	27/04/22	Initial Sketch Drawings	JS	n/a

Client: Michelle & Neil Frost

Site Address: Dickley Wood, Ashford Road Harrietsham, Maidstone, Kent ME17 1BJ

Drawing Title: Ground Floor Plan

Job Number: 22-014 Drawing Number: GF Revision: E

Drawing Scale (UNO): 0 1 2 3 4 5
 1:100@A3

POTTON

Potton
 Etisley Road,
 Great Gransden,
 Beds, SG19 3AR

Tel: 01767 676400
 E-mail: sales@potton.co.uk
 Web: www.potton.co.uk

This document is the copyright of Kingspan Timber Solutions Ltd, and is made available on the express condition that it shall not be used in connection with the erection of any building or the production of any components for such a building unless the building to be erected or the components are supplied by Kingspan Timber Solutions Ltd.

© Kingspan Timber Solutions Ltd.

PLANNING

This drawing has been prepared to support the planning application. This drawing is not to be used for construction purposes, detailed construction drawings will be provided dependent on planning permission and order placement.