

THIS DRAWING & ANY DESIGN THEREON IS THE COPYRIGHT OF INIGO ARCHITECTURE LTD AND MUST NOT BE REPRODUCED WITHOUT THEIR WRITTEN CONSENT.
 ALL DIMENSIONS AND EVELS ARE SUBJECT TO A THOROUGH AND COMPREHENSIVE SURVEY AND CONTROL OF THE PROGRESS AND COMPLETION OF ANY WORKS.
 ALL SETS OF STRUCTURAL COMPONENTS ARE TO BE VERIFIED BY A STRUCTURAL ENGINEER.
 ELECTRICAL INSTALLATION OR APPROVALS, MATERIALS AND WORKMANSHIP SHALL COMPLY WITH THE LATEST EDITIONS OF THE RELEVANT BRITISH STANDARDS AND C OF PS AND ARE TO BE IN ACCORDANCE WITH GOOD BUILDING PRACTICE AND SUITABLE FOR THE INTENDED USE OF THE BUILDING.
 THE LOCAL ELECTRICITY SUPPLY AUTHORITY, BRITISH TELECOM, THE BUILDING REGULATIONS LIVES REQUIREMENTS.
 PLEASE NOTE ELECTRICAL CONTRACTORS MUST BE MEMBERS OF THE ELECTRICAL CONTRACTORS ASSOCIATION (ELECTRICAL CONTRACTORS ASSOCIATION), THE ELECTRICAL CONTRACTORS ASSOCIATION, REPAIR, INSTALLATION OR REPAIRATION, INCLUDING HEATING & HOT AND COLD WATER AND VENTILATION SERVICES TO BE IN ACCORDANCE WITH THE LATEST EDITION OF THE CIBSE GUIDE AS PRODUCED BY THE CHARTERED INSTITUTE OF BUILDING SERVICES ENGINEERS & TO THE LOCAL WATER COMPANY BYELAWS, THE CIBSE GUIDE AND C OF PS, THE LATEST EDITION OF THE BUILDING REGULATIONS APPROVED DOCUMENTS AND ALL APPLICABLE LOCAL REGULATIONS.
 ALL WORKS ARE TO COMPLY WITH THE LATEST REVISION OF THE BRITISH STANDARDS.
 THE CLIENT OR APPOINTING AGENT SHOULD ADVISE OF ANY KNOWN OBSTACLES, SERVICES AND DAMAGE LOCATION OR RESURFACING COVENANTS.
 THIS DRAWING SHOULD BE READ IN CONJUNCTION WITH ALL PLAN, SECTION AND ELEVATION DRAWINGS AND TO BE DRAWN TO SCALE FROM THIS DRAWING, EXCEPT FOR PLANNING PURPOSES.

CDM Regulations 2007 : Designers' Notes on Significant Residual Risks

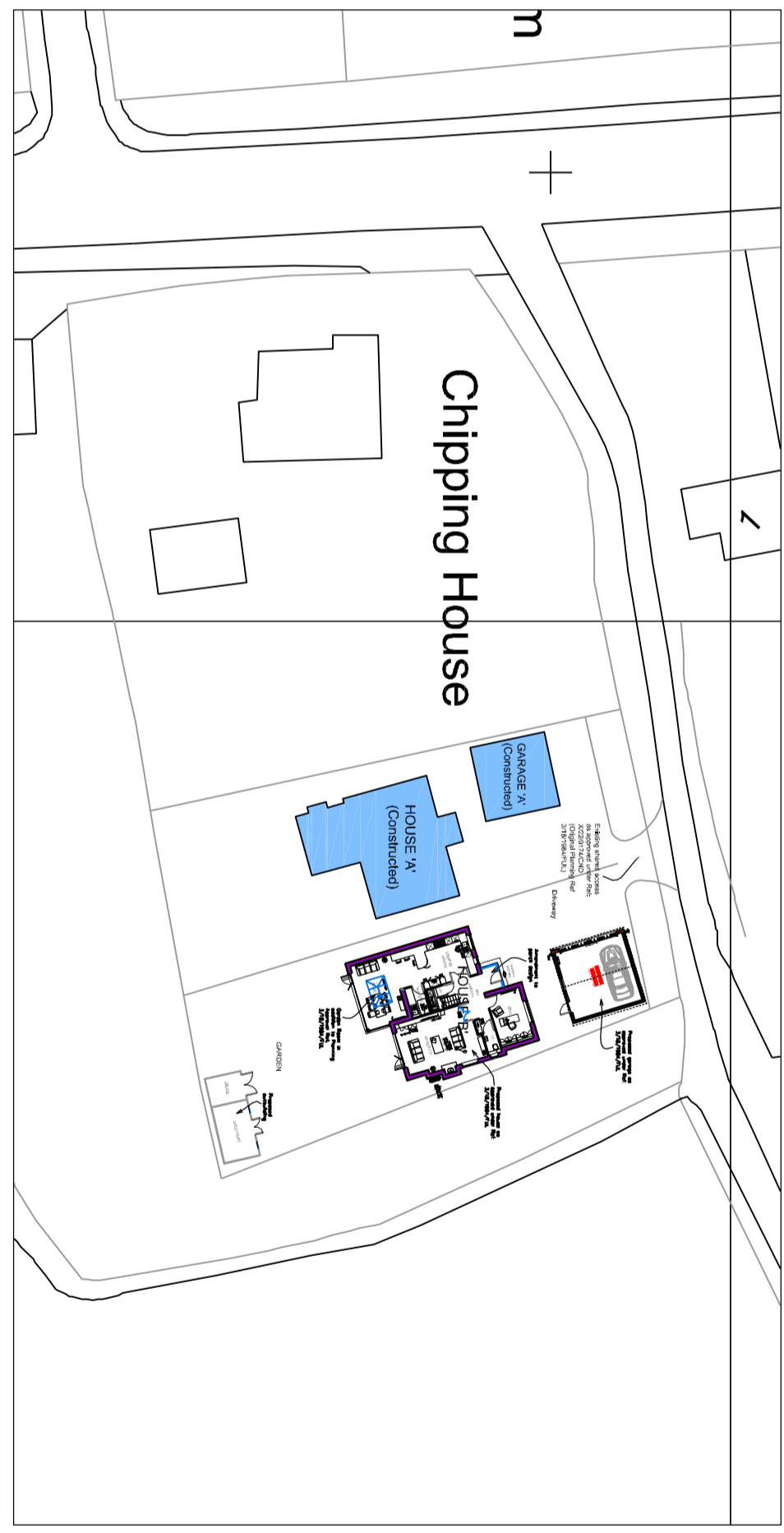
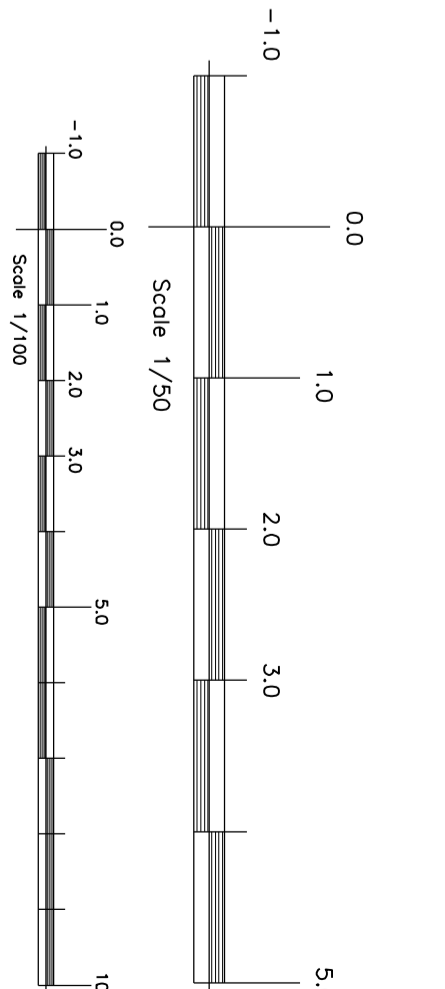
- 1.

These notes relate solely to information shown on this drawing. Only significant risks which are considered to be unusual, or unlikely, to be obvious to a competent contractor or other designer will be highlighted. This information may be subject to revision as the design develops.

Refer also to Drawings

VERIFICATION STATUS	Verified by	Date
INFO/DESIGN		
PLANNING		
BUILDING CONTROL		
CONSTRUCTION		

No	Revision	Date	Drn	Chkd



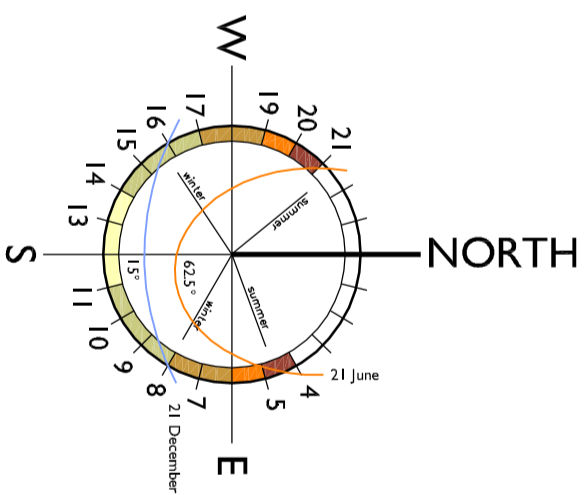
SITE PLAN

SCALE 1/500



PROPOSED BLOCK PLAN

SCALE 1/200



INIGO ARCHITECTURE LTD

CLIENT: Alda Building Services
 Proposed New Dwelling (HOUSE B)

Project Title: Land At Chipping House
 Chipping, Buntingford, Herts. SG9 0PG

Drawing Title: Proposed Block and Site Plans

Rev No: L-01 Rev C
 Date: November 2023
 Drawn by: PAH
 Checked by: PAH

CLATTERBUSH PRACTICE AND DEVELOPMENT CONSULTANTS
 8 SOUTHMOLES CROFT, BUNTINGFORD, HERTS
 E: info@clatterbush.co.uk
 T: 01462 664885