
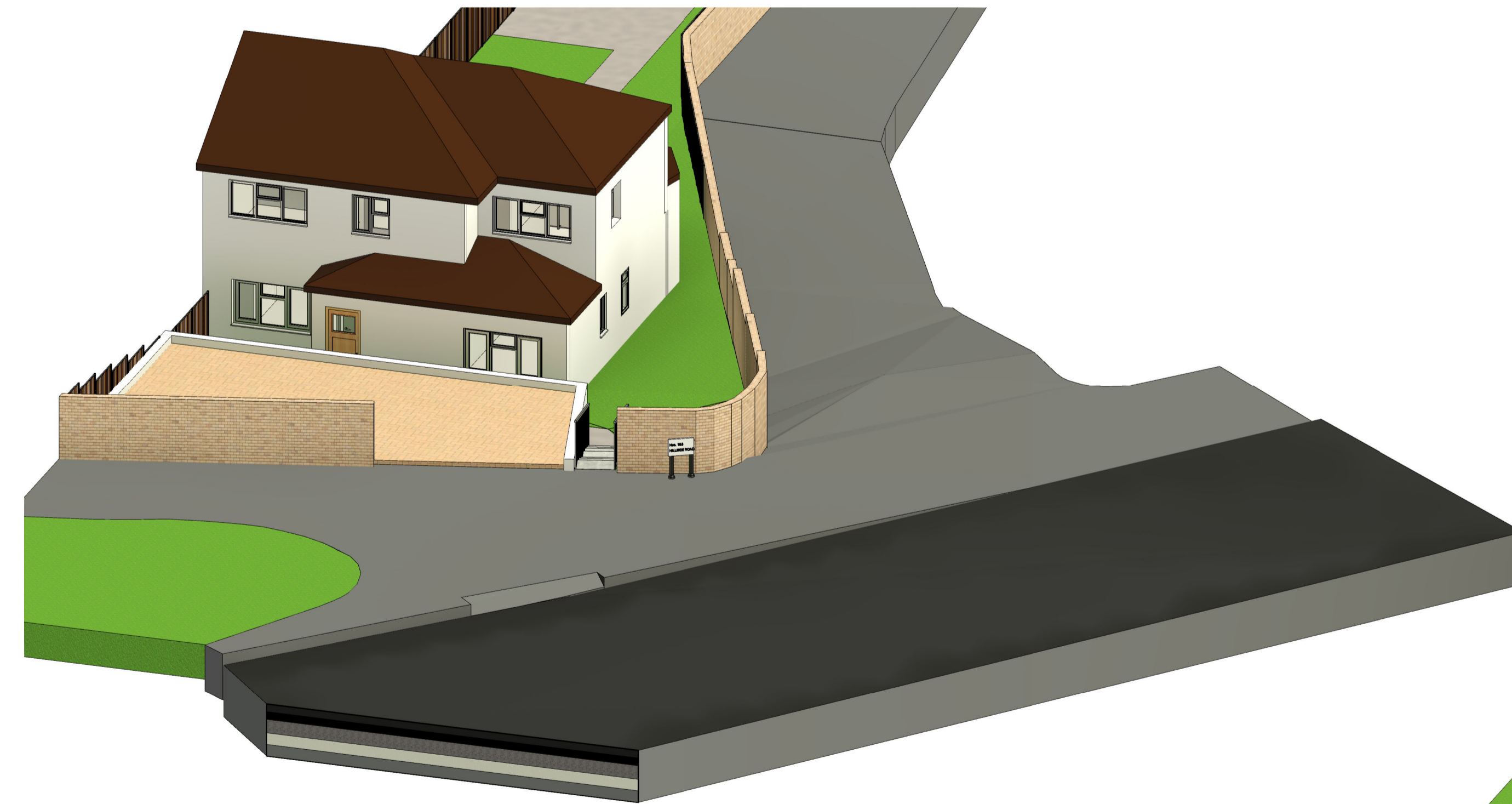


Existing Rear 3D View



Proposed Rear 3D View

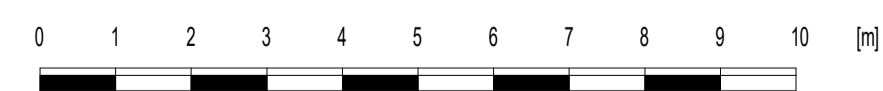


Proposed Front 3D View



Existing Front 3D View

- GENERAL NOTES:**
1. THIS DRAWING IS TO BE READ IN CONJUNCTION WITH ALL OTHER ARCHITECTURAL AND STRUCTURAL DRAWINGS AND SPECIFICATIONS.
 2. ALL DIMENSIONS ARE IN MILLIMETERS UNLESS STATED OTHERWISE.
 3. DO NOT SCALE FROM THIS DRAWING UNLESS FOR PLANNING PURPOSES.
- BUILDING NOTES:**
4. THE CONTRACTOR IS TO ENSURE THAT ALL MATERIALS COMPLY WITH THE RELEVANT BRITISH STANDARDS AND HAVE CURRENT AGREEMENT CERTIFICATES.
 5. ALL PRODUCTS TO BE FITTED STRICTLY IN ACCORDANCE WITH MANUFACTURER'S INSTRUCTIONS.
- © copyright
all rights reserved



Scale Bar 1:100 @ A1

MM PLANNING & ARCHITECTURE
892 LONDON ROAD, CR7 7PB
EMAIL INFO@MMPLANNING-ARCHITECTURE.CO.UK
CONTACT 02086840333

Scale(@ A1):



Project
3 Hillside Road, CR0 4DA

Client
Owner

Drawing
3D Existing and Proposed

Number:
A101

Date:
Issue Date