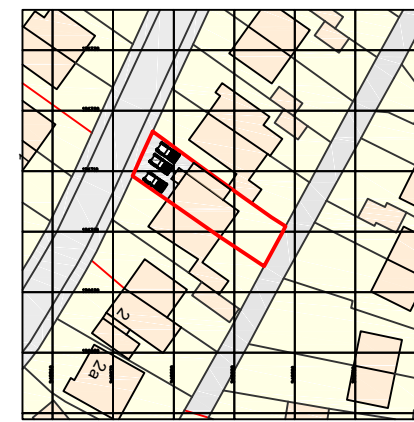
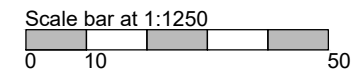
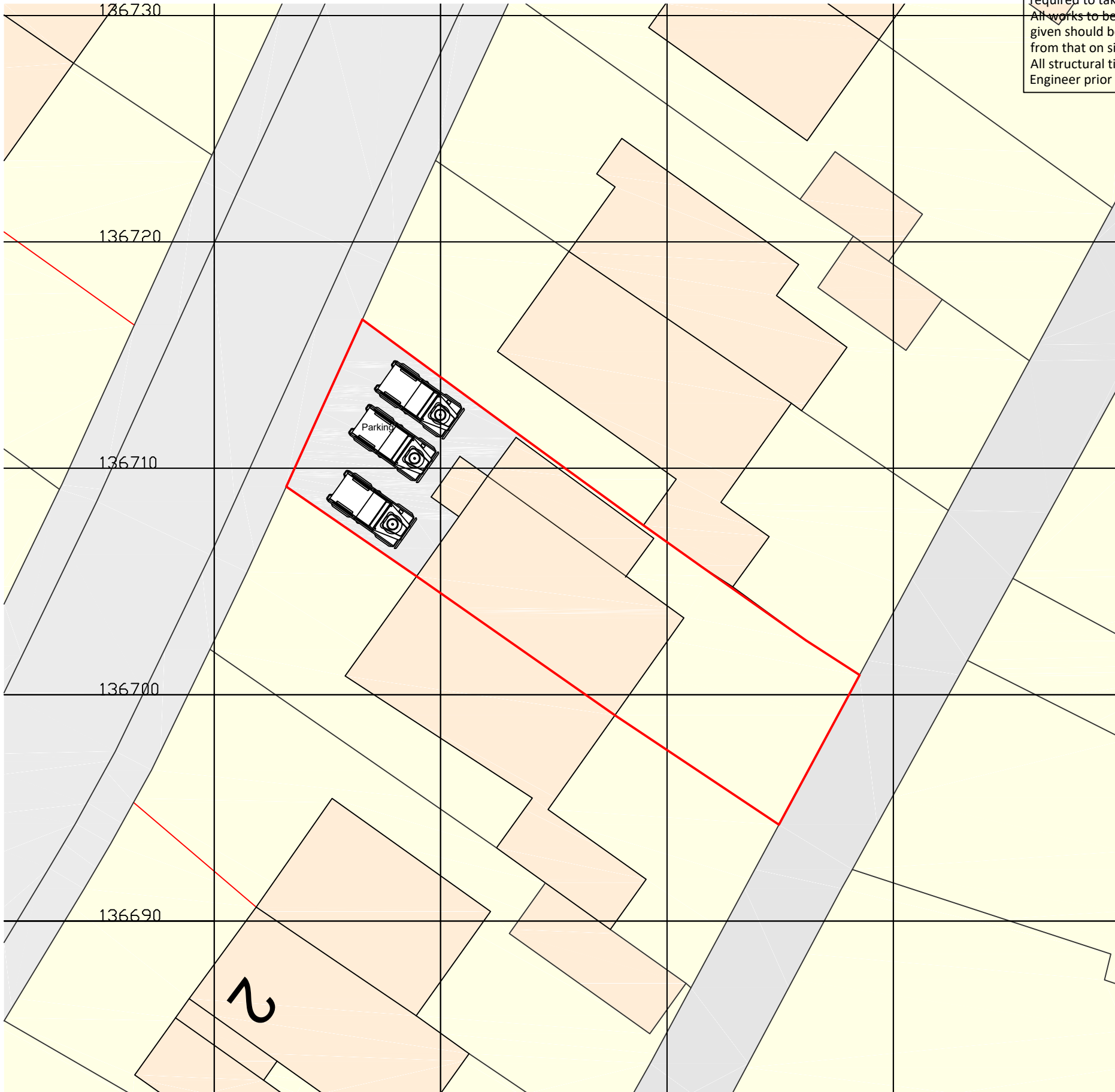


These drawings are for the purposes of Planning and or Building regulations approval. No works should be started prior to receiving written approvals from the Local Authority. Any works carried out will be at the risk of the client and may be required to be taken down if approval is not given.
 All works to be constructed in accordance with the details provided, any dimensions given should be checked on site prior to construction as survey drawings may differ from that on site.
 All structural timber / lintel or steel beams sizes to be checked with Structural Engineer prior to installation.



- self build ■ extensions
- loft conversions ■ listed building
- planning approval ■ building control
- commercial ■ residential



Scale 1:1250

	Principal designer (Health and Safety) responsibility to be appointed
--	---

Rev.	Description.	Date.	Initial.
A	Scale Bar Added	11.12.23	DF

Site/House Type: 8 Downside, Street, Somerset

Drg Title: **Proposed First Floor Extension Site Location Plan**

Unit Type:	Unit Size:	sqm	sqft
------------	------------	-----	------

Scale: As drg@A3	Date: 21.06.18	Drawn: DF	Checked:
------------------	----------------	-----------	----------

CAD Ref:	NHBC Approval Ref:
----------	--------------------

Drawing No: GA-01	Revision: A
-------------------	-------------

Scale bar at 1:200

