

Replacement window specification

1. Upvc casement windows.
2. Double glazed
3. Energy efficient A rating
4. Toughened glass
5. Vents
6. Multi security locks

All windows replaced as per the original dimension only.

[GET YOUR FREE QUOTE \(/get-a-quote/\)](#)


0

uPVC Casement windows in colours and finishes to suit any home

Our casement-style windows are available in endless colours ([/our-windows/colours/](#)) to suit what's best for you and your home. Although many choose classic white for their windows, perhaps consider our six classic colours available including grey, black, cream, and green. These six shades offer a more contemporary touch, with our Anthracite Grey and Chartwell Green proving to be increasingly popular. . . windows incorporate a wood grain texture for added dimension and luxury feel, you're sure to find the perfect balance of traditionalit
modernity.

However, if you're looking for a classic wood finish, look no further than our shades of Golden Oak, Irish Oak and Rosewood. A favour amongst our customers, a wood finish is perfect for modern casement windows.

Simply click the swatches below to change the colours!



Hover over the image to see more details

All of our windows, whether it be sash ([/our-windows/sash-windows/](#)), bay ([/our-windows/bay-windows/](#)), French ([/our-windows/french windows/](#)) or tilt & turn ([/our-windows/tilt-and-turn/](#)), are available in the same beautiful range of colours. In addition to the classic white uPVC window ([/our-windows/colours/white/](#)), we do offer three realistic looking wood effects: rosewood, Irish Oak and Golden Oak ([/our-windows/colours/wood/](#)).

As well as this, we have six classic colours available - such as grey ([/our-windows/colours/grey/](#)), black ([/our-windows/colours/black](#)), cream ([/our-windows/colours/cream/](#)) and green ([/our-windows/colours/green/](#)) - which also incorporate a woodgrain texture for added dimension and a luxury feel.

Add decorative features to your new casement windows

We're proud to offer our double-glazed casement windows with a variety of glazing, decorative features and added functionality. Fret leaded windows are perfect for a period home; their individual window panes add that little bit of luxury intrinsic to the Georgian era. However, if you're looking to add a personal touch, why not consider bevelled glass? Hand crafted for that special finishing touch, bevelled glass allows your own custom style.

If something a bit more private is more your style, our obscure glass windows are designed to give you maximum privacy in rooms that need it most, such as bathrooms.

Available in a wide range of styles and configurations

Single casement

A single casement window is amongst the most commonly installed. It features a design with one single window opening on a hinge on the side, allowing you to open the window however far you like. Suitable for any style or age of house, it's a perfect staple.

Double casement

Double casement windows, also known as French Windows ([/our-windows/french-windows/](#)), have two sash windows that open from the centre with no central bar. Offering perfect, unobstructed views, these windows allow for the opportunity to feel the outdoors indoors no matter the day.

Top hung

A top-hung casement window is a window that swings open from the bottom and is hinged at the top. They acquired the name because they hang from the top track, with the frame heads taking most of the window's weight. They're perfect for all occasions, but especially in climates as they block out rain.

Fixed casement

A fixed casement window is a window that does not open. Although they may look the same as a normal casement window, their purpose is to allow sunlight into chosen parts of the house. As they do not offer the benefit of fresh air and ventilation, their purpose is more ornamental.

Tilt and turn uPVC windows


Our tilt and turn windows ([/our-windows/tilt-and-turn/](#)) offer flexibility when it comes down to the way you open your windows. Perfect for every occasion, whether you want a full-on breeze or slight fresh air, tilt and turn windows are the best fit!

When it comes down to the type of window you want, style is no issue. Suitable for casement, bay, and many more, our tilt and turn function isn't simply limited to one colour or locking handle option.

Security is no qualm either; our windows open inwards with hinges on both sides of the pane and multi-point locking.

What is a casement window?

Casement windows are a common and traditional choice of windows in the UK. They are attached to their frames by hinges at the top or bottom which helps with ventilation, allowing them to be opened easily and effectively. Scroll through the cutouts below to see our uPVC casement windows in our full colour range.



Anthracite Grey


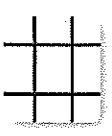
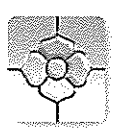
Black

Chartwell

Cream

Glazing, decorative features and added functionality

Select an option to find out more



[\(/window-options/bevelled-glass-windows/\)](/window-options/bevelled-glass-windows/)
Bevelled glass
[\(/window-options/bevelled-glass-windows/\)](/window-options/bevelled-glass-windows/)

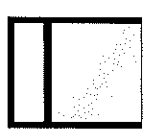

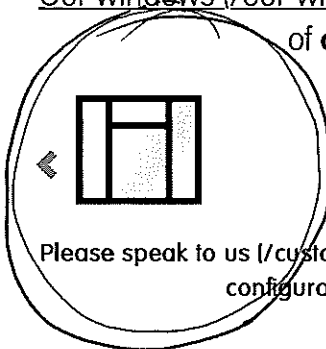
[\(/window-options/fret-windows/\)](/window-options/fret-windows/)
Fret
[\(/window-options/fret-windows/\)](/window-options/fret-windows/)

[\(/window-options/leaded-glass-windows/\)](/window-options/leaded-glass-windows/)
Leaded
[\(/window-options/leaded-glass-windows/\)](/window-options/leaded-glass-windows/)


[\(/window-options/obscure-glass-windows/\)](/window-options/obscure-glass-windows/)
Obscure
[\(/window-options/obscure-glass-windows/\)](/window-options/obscure-glass-windows/)

[\(/our-windows/tilt-and-turn/\)](/our-windows/tilt-and-turn/)
Tilt & turn
[\(/our-windows/tilt-and-turn/\)](/our-windows/tilt-and-turn/)

Our windows [\(/our-windows/\)](/our-windows/) are available in a variety of **configurations**



Please speak to us [\(/customer-care/contact/\)](/customer-care/contact/) if you don't see configuration you're looking for.




Keep your home **warm** and reduce energy bills with **eco-friendly casement windows**.

With a design focussed on keeping you warm and eliminating draughts our A-rated EcoDiamond windows are independently tested by the British Fenestration Rating Council.

- ✓ EcoDiamond glass - with Pilkington Optifloat™ and Pilkington K glass™ technology
- ✓ Multi chamber frame - 6 chamber profile insulated
- ✓ Recommended by the Energy Saving Trust
- ✓ TPU Seals - keep the draughts and weather outside

4613

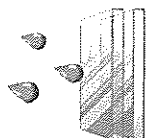


The **benefits** of Safestyle Casement Windows




Solar gain

Allowing free heat from the sun into your home and keeping it in



No draughts or condensation

Our windows stop any draughts, leaks or condensation between the panes



Multipoint locks

Our casement windows all feature multipoint locking for security and peace of mind



Internally beaded

Preventing the removal of the beading to gain entry



A-rated energy efficient

Ensures maximum heat retention and minimum heat loss



Expert fitters

We have hundreds of experienced fitting teams throughout the country



Environmentally friendly

We remove your old windows and recycle 95% of all our waste



UK made

Proudly made in our 18 acre factory in Yorkshire



15 year guarantee on our double glazed units as standard

We promise you'll get a decade at the very least of worry-free, virtually maintenance-free pleasure from your Safestyle uPVC window

(/why-safestyle/guarantee/)



Price promise

With our lowest price guarantee we'll beat any like-for-like quote



Quotes valid for 6 months

A free, clear and simple quote, then we give you plenty of time to decide



Trusted and rated

89% of customers who reviewed us say they would recommend us



Security

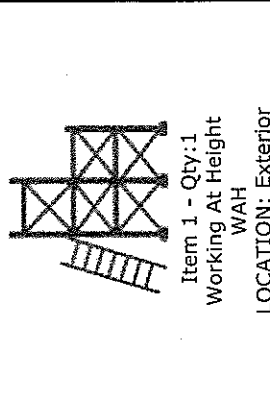
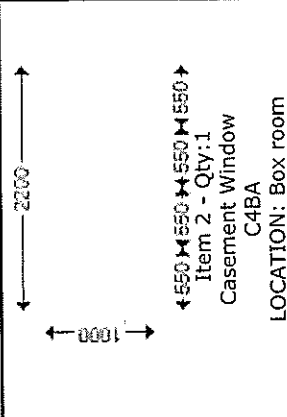
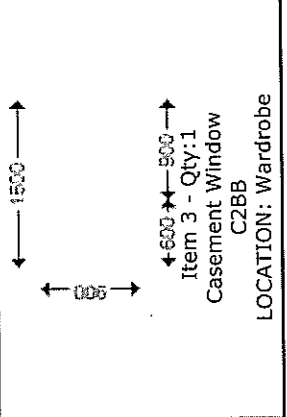
Energy saving

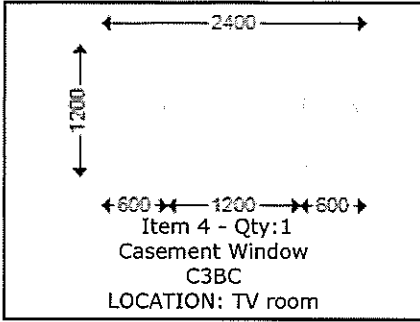
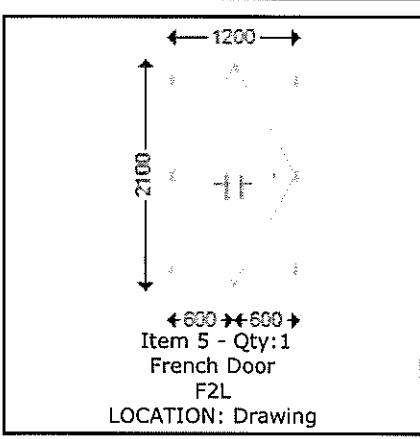
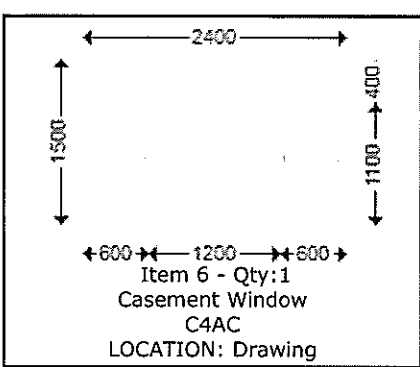
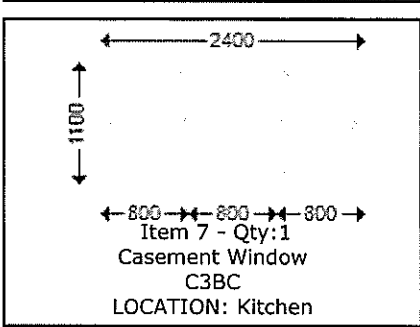
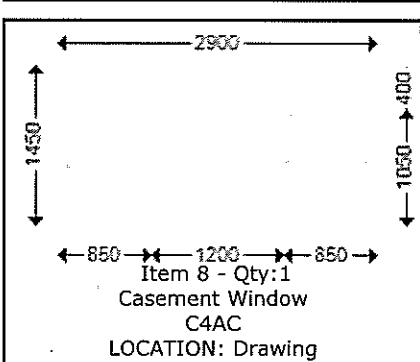
- Internally beaded - so the glass can't be removed from the outside
- BSI kitemarked - rigorously tested to ensure the highest possible standards
- Trident multipoint locking - securely anchoring the frame and opener
- Precision installation - Making it harder for would-be intruders
- Multi chamber frame - a robust 70mm frame profile that's steel reinforced where necessary
- Pro Linea handle - with push button and key locking for extra assurance
- Recommended by the Energy Saving Trust
- A-rated by the BFRC meeting the energy performance criteria agreed by the industry experts
- Allows free heat energy in from solar gain
- Reduces the heat lost through your windows with EcoDiamond glass technology
- Eliminates draughts and leaks with a precision installation

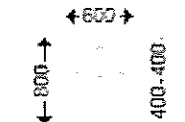
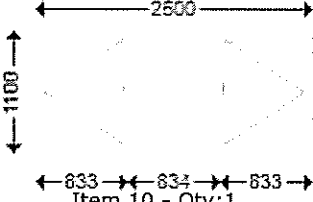
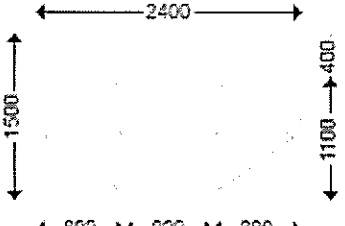

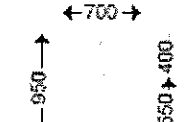
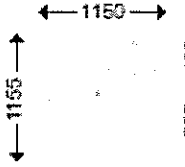
To Supply & Install the products detailed below:

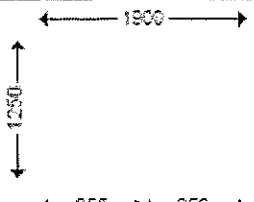
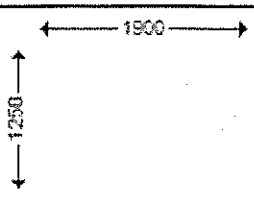

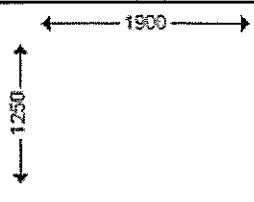
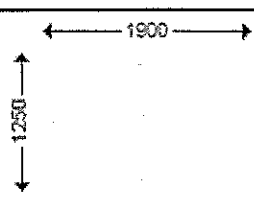
Please Note:

- All images are viewed internally & for illustration purposes only. During the technical survey, the Surveyor will ensure all designs & features are confirmed with you, including any horizontal & vertical splits.
- When replacing windows and doors, provision for background ventilation must be sufficient to comply with Building Regulation Approved Document F: Ventilation. During your survey, the Surveyor will specify and document the quantity and location of trickle ventilation in all replacement frames.

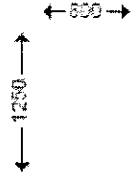

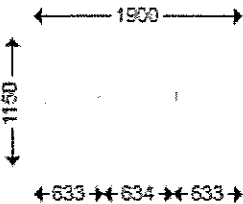
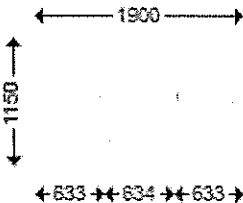
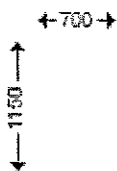
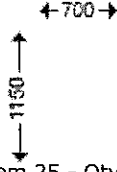
Diagram	Selection	Properties	Notes
 <p>Item 1 - Qty: 1 Working At Height WAH LOCATION: Exterior</p>	<p>Scaffolding: 4 x trad</p>		Trickle vents in all windows to be added
 <p>Item 2 - Qty: 1 Casement Window C4BA LOCATION: Box room</p>	<p>Suite Frame Colour Handle Hinge Glass Pattern Internal Cill</p>	<p>Eco - Diamond White Handle Brushed Chrome (Espag Locking) Standard High-Security Hinge Clear Not Required</p>	
 <p>Item 3 - Qty: 1 Casement Window C2BB LOCATION: Wardrobe</p>	<p>Suite Frame Colour Handle Hinge Glass Pattern Internal Cill</p>	<p>Eco - Diamond White Handle Brushed Chrome (Espag Locking) Fire Escape Hinge Opal (Sandblasted) Not Required</p>	


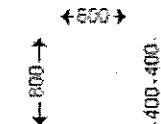
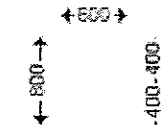
 <p>Item 4 - Qty:1 Casement Window C3BC LOCATION: TV room</p>	<p>Suite Eco - Diamond Frame Colour White Handle Handle Brushed Chrome (Espag Locking) Hinge Fire Escape Hinge Glass Pattern Clear Internal Cill Not Required</p>	
 <p>Item 5 - Qty:1 French Door F2L LOCATION: Drawing</p>	<p>Suite Eco - Diamond Frame Colour White Handle Lever/Lever Door Style Glazed Tough/Lami Glass Toughened Glass Pattern Clear Furniture Colour Brushed Chrome</p>	
 <p>Item 6 - Qty:1 Casement Window C4AC LOCATION: Drawing</p>	<p>Suite Eco - Diamond Frame Colour White Handle Handle Brushed Chrome (Espag Locking) Hinge Standard High-Security Hinge Tough/Lami Glass Toughened Glass Pattern Clear Extra Openers Dummy/Extra Openers x 2 Internal Cill Not Required</p>	
 <p>Item 7 - Qty:1 Casement Window C3BC LOCATION: Kitchen</p>	<p>Suite Eco - Diamond Frame Colour White Handle Handle Brushed Chrome (Espag Locking) Hinge Fire Escape Hinge Glass Pattern Clear Internal Cill Not Required</p>	
 <p>Item 8 - Qty:1 Casement Window C4AC LOCATION: Drawing</p>	<p>Suite Eco - Diamond Frame Colour White Handle Handle Brushed Chrome (Espag Locking) Hinge Fire Escape Hinges x 2 Tough/Lami Glass Toughened Glass Pattern Clear Internal Cill Not Required</p>	

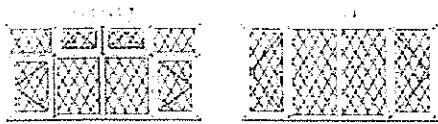
 <p>Item 9 - Qty:1 Casement Window C2AA LOCATION: WC</p>	<p>Suite Eco - Diamond Frame Colour White Handle Handle Brushed Chrome (Espag Locking) Hinge Standard High-Security Hinge Glass Pattern Opal (Sandblasted) Internal Cill Not Required</p>	
 <p>Item 10 - Qty:1 Casement Window C3BC LOCATION: Master Bedroom</p>	<p>Suite Eco - Diamond Frame Colour White Handle Handle Brushed Chrome (Espag Locking) Hinge Fire Escape Hinges x 2 Glass Pattern Clear Internal Cill Not Required</p>	
 <p>Item 11 - Qty:1 Casement Window C4AC LOCATION: Dining</p>	<p>Suite Eco - Diamond Frame Colour White Handle Handle Brushed Chrome (Espag Locking) Hinge Fire Escape Hinge Tough/Lami Glass Toughened Glass Pattern Clear Internal Cill Not Required</p>	
 <p>Item 12 - Qty:1 Casement Window C3BG LOCATION: Master Bed side</p>	<p>Suite Eco - Diamond Frame Colour White Handle Handle Brushed Chrome (Espag Locking) Hinge Standard High-Security Hinge Glass Pattern Clear Internal Cill Not Required</p>	
 <p>Item 13 - Qty:1 Casement Window C2AA LOCATION: Bathroom bedroom 3</p>	<p>Suite Eco - Diamond Frame Colour White Handle Handle Brushed Chrome (Espag Locking) Hinge Standard High-Security Hinge Tough/Lami Glass Toughened Glass Pattern Opal (Sandblasted) Internal Cill Not Required</p>	
 <p>Item 14 - Qty:1 Casement Window C3DD LOCATION: Bathroom master bedroom</p>	<p>Suite Eco - Diamond Frame Colour White Handle Handle Brushed Chrome (Espag Locking) Hinge Standard High-Security Hinge Tough/Lami Glass Toughened Glass Pattern Opal (Sandblasted) Internal Cill Not Required</p>	

 <p>Item 15 - Qty:1 Casement Window C2BB LOCATION: Bedroom 4 left next to mb</p>	<p>Suite Frame Colour Handle Hinge Tough/Lami Glass Glass Pattern Internal Cill</p>	<p>Eco - Diamond White Handle Brushed Chrome (Espag Locking) Fire Escape Hinge Toughened Clear Not Required</p>
 <p>Item 16 - Qty:1 Casement Window C2BA LOCATION: Bedroom 4 right next to mb</p>	<p>Suite Frame Colour Handle Hinge Tough/Lami Glass Glass Pattern Internal Cill</p>	<p>Eco - Diamond White Handle Brushed Chrome (Espag Locking) Fire Escape Hinge Toughened Clear Not Required</p>
 <p>Item 17 - Qty:1 Casement Window C5AF LOCATION: Bathroom/study</p>	<p>Suite Frame Colour Handle Hinge Tough/Lami Glass Glass Pattern Internal Cill</p>	<p>Eco - Diamond White Handle Brushed Chrome (Espag Locking) Fire Escape Hinge Toughened Opal (Sandblasted) Not Required</p> <p>Bathroom opal Study clear glass</p>
 <p>Item 18 - Qty:1 Casement Window C2BB LOCATION: Landing left</p>	<p>Suite Frame Colour Handle Hinge Tough/Lami Glass Glass Pattern Internal Cill</p>	<p>Eco - Diamond White Handle Brushed Chrome (Espag Locking) Standard High-Security Hinge Toughened Clear Not Required</p>
 <p>Item 19 - Qty:1 Casement Window C2BB LOCATION: Landing right</p>	<p>Suite Frame Colour Handle Hinge Tough/Lami Glass Glass Pattern Internal Cill</p>	<p>Eco - Diamond White Handle Brushed Chrome (Espag Locking) Standard High-Security Hinge Toughened Clear Not Required</p>

10/13

 <p>Item 20 - Qty:1 Casement Window C1 LOCATION: Side of landing</p>	<p>Suite Frame Colour Glass Pattern Internal Cill</p>	<p>Eco - Diamond White Clear Not Required</p>
 <p>Item 21 - Qty:1 Casement Window C3BC LOCATION: Bedroom 3</p>	<p>Suite Frame Colour Handle Hinge Glass Pattern Internal Cill</p>	<p>Eco - Diamond White Handle Brushed Chrome (Espag Locking) Standard High-Security Hinge Clear Not Required</p>
 <p>Item 22 - Qty:1 Casement Window C3BC LOCATION: Study 2nd floor</p>	<p>Suite Frame Colour Handle Hinge Glass Pattern Internal Cill</p>	<p>Eco - Diamond White Handle Brushed Chrome (Espag Locking) Fire Escape Hinge Clear Not Required</p>
 <p>Item 23 - Qty:1 Casement Window C3BC LOCATION: Study 2nd floor</p>	<p>Suite Frame Colour Handle Hinge Glass Pattern Internal Cill</p>	<p>Eco - Diamond White Handle Brushed Chrome (Espag Locking) Fire Escape Hinge Clear Not Required</p>
 <p>Item 24 - Qty:1 Casement Window C1 LOCATION: Left bay master bedroom</p>	<p>Suite Frame Colour Glass Pattern Internal Cill</p>	<p>Eco - Diamond White Clear Not Required</p>
 <p>Item 25 - Qty:1 Casement Window C1 LOCATION: Right bay master bedroom</p>	<p>Suite Frame Colour Glass Pattern Internal Cill</p>	<p>Eco - Diamond White Clear Not Required</p>

 <p>Item 26 - Qty:2 Additional Extras EXTRAS LOCATION: Bay</p>	<p>Selection Baypole/Corner Post/Wedge</p>	
 <p>Item 27 - Qty:1 Casement Window C2AA LOCATION: WC</p>	<p>Suite Eco - Diamond Frame Colour White Handle Handle Brushed Chrome (Espag Locking) Hinge Standard High-Security Hinge Glass Pattern Opal (Sandblasted) Internal Cill Not Required</p>	
 <p>Item 28 - Qty:1 Casement Window C2AA LOCATION: WC</p>	<p>Suite Eco - Diamond Frame Colour White Handle Handle Brushed Chrome (Espag Locking) Hinge Standard High-Security Hinge Glass Pattern Opal (Sandblasted) Internal Cill Not Required</p>	



Front Diamond
Lattice design.

