



FLUSH SASH 70

Where beautiful design meets exceptional performance in PVCu windows.



KÖMMERLING®


PERFECT WINDOW AND DOOR ENGINEERING

KÖMMERLING. Tried, Tested and Trusted.

At first glance, PVCu windows and window profiles look very similar. However, on further inspection, you'll soon come to discover that their quality characteristics can differ considerably. KÖMMERLING as a window systems manufacturer enjoys an unrivalled global reputation for our high quality products and advanced technologies and was founded back in 1897 by Karl Kömmerling.

In the first years of our long history, the KÖMMERLING Company manufactured adhesives and synthetic rubber. In 1957 we commenced PVCu roller shutter manufacturing operations and in 1967 entered the window market by starting to produce high quality PVCu window profiles.

Decades of know-how are incorporated in the window system production operations and we soon evolved into a leading systems supplier. The latest system generation of KÖMMERLING Flush Sash with chamfered or ovolo detailing sets unique standards of performance in a PVCu window. It incorporates our comprehensive expertise, decades of research and development work, state-of-the-art CAD and 3D computer modelling and countless tests. This revolutionary window system reflects our commitment to offering best-in-breed products for our customers.



Company founder
Karl Kömmerling



FLUSH SASH KEY FEATURES


- Designed to meet the new 2022 building regulations.
- Readily achieves a U-value of 1.2 (W/m²K), providing class-leading energy efficiency in a flush sash window.
- Engineered to the latest TimberWeld and MechWeld welding technologies.
- Available in a wide range of single and dual finishes.
- Additional finishes available on a short leadtime.
- Fully integrated with both KÖMMERLING C70 and O70 platforms.

FINISHING DETAILS




Fully welded joint

Typically the standard product offering and most cost effective.



Fully mechanical joint

Provides an authentic timber butt joint appearance inside and out. Recommended with a foiled finish.



Mechanical/welded joint

Offers a traditional butt jointed timber appearance to the outside (see image 2), with a fully welded detail to the inside.



FLUSH SASH WINDOW

Where modern meets traditional.

Our flush sash window inside and out is packed with heritage features offering consumers the benefit of high performance PVCu window design with the detailing of yesteryear. Traditional butt joints and a wide range of period inspired finishes help transform the overall appeal with the added benefit of tear drop or monkey tail handles in a number of finishes.

Other features include a plant on Georgian bar and the opening sash itself is one of the most energy efficient and well-designed in it's class.



- Traditional colours include Flat White and the period inspired foiled finishes of White Ash, Cream, Irish Oak, and Painswick.
- This 70 mm platform with a 6 chambered sash offers better thermal and sound reduction properties than other similar 70mm windows of this type. U-value of 1.2W/(m2k) can be readily achieved.
- This window can be either welded or mechanically jointed to create a traditional timber appearance.



- Modern colours include Flat White, Anthracite Grey and Smooth Slate Grey. You can of course use some of the heritage finishes as an alternative.
- Traditional and modern glazing bead options from 28 mm to 40 mm as standard.
- Overall design makes for a balanced window with better load distribution.

FLUSH SASH WINDOW

With contemporary appeal.

This KÖMMERLING flush sash window can be equally adept for more contemporary design appeal by the use of modern window hardware, finish and overall window design. With grey the latest in vogue finish on the outside, with a neutral white on the inside we now offer Anthracite Grey and smooth Slate Grey as stock finishes. With chrome or brushed stainless handles this makes for the perfect modern statement of a home.

Window design has evolved in recent years, with more use of large openings, helping to accommodate larger areas of glass that can be achieved particularly well with the KÖMMERLING Flush Sash. Large side openers and fixed lights offer perfect window symmetry and the maximum passage of light. These windows also offer perfect architectural appeal, whatever the property and location.





2021-2022 COLOUR PROGRAMME

The following colours and woodgrains form part of our 2021-2022 range and benefit from an upgraded surface. For other options please speak to your local KÖMMERLING partner.

INSPIRING COLOURS AND RICH WOODGRAINS

KÖMMERLING Flush Sash. We've got it covered.

It is the windows that are decisive in lending your building that unique and unmistakable character. Besides size and shape, the colour scheme in particular and elegance of the materials play a vital role.

KÖMMERLING Flush Sash is your key to a playground of huge design potential. This universal system offers an unrivalled number of finishes whether for new buildings or as a solution matching the style of renovated historical buildings. Specifically, architects, local design partners and installers find in this system the maximum freedom they need to design a new look to the fabric of any property or apartment.




Flat white

White is a timelessly elegant and neutral colour and because of the quality of PVCu from KÖMMERLING, KÖMMERLING Flush Sash is extremely weather resistant, retaining its smooth, glossy surface. It is also easy to clean.



Foiled finishes

There are both coloured and grained foils within our range for both period inspired installations and those with a more contemporary appeal. You can also look to the benefits of dual colours for even more design freedom.



OUTSTANDING WINDOW AND DOOR CREDENTIALS



Ease of care

The high quality surfaces are extremely weather resistant and easy to clean.



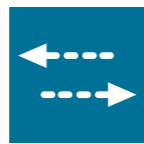
Convenience in use

All the latest fittings technology and all current opening concepts are possible for simplicity and convenience in use.



Heat insulation

The 6 chambered sash profile offers class leading levels of energy efficiency and combined with the highly engineered frame, it improves the performance of the overall window.



Ventilation - optimised

KÖMMERLING has an optimised ventilation programme that ensures a pleasant climate in the living environment.




Sound insulation

Combined with high quality functional glazing, the KÖMMERLING Flush Sash system provides optimum sound insulation up to 42 dB, equating to a reduction of internal noise within the home by over 50%.




Value

High quality, premium and environmentally friendly PVCu profiles that use a greenline lead free compound, to ensure durability and enhance the value of your property.



Intruder protection

The window profiles are designed for the use of special security fittings and additional anti-burglary measures.



70 mm

The window profile expanded depth doesn't just enhance the appearance of a new building, it is also perfect for renovation projects with heritage design features and enhanced energy saving requirements.



Seal tightness

The innovative seal levels keep out draughts, dust and rain to create a pleasant living environment.



Design

Slim profiles help maximise the visible glass area. They are also available in a comprehensive range of foil laminate colours, in wood and plain colour finishes.



Recycling and sustainability

KÖMMERLING and its parent company profine, leads by example when it comes to caring for the environment with industry leading recycling policies and the ISO 14001:2015 standard.



Stability

Thanks to world-class manufacturing processes all KÖMMERLING profiles are highly stable and harness high grade, galvanized steel reinforcement sections, for long term performance.

RECYCLING AND SUSTAINABILITY

KÖMMERLING Flush Sash. The green window.

KÖMMERLING Flush Sash is designed according to green principles that underpin the KÖMMERLING brand and profine Group. Optimum function and insulation values, plus the best possible use of materials, are the objectives that we have achieved with this new system generation. As little as possible and as much as necessary is the best motto for sustainable environmental protection. This is the only way to conserve valuable natural resources.



greenline

profine UK Ltd.

Common Lane
Huthwaite
Nottinghamshire, NG17 6AD

Tel: 01623 579200
enquiries@profine-group.com
www.kommerling.co.uk