








KEY

-  Existing construction
-  Proposed construction
-  Construction over
-  Glazing
-  Thatch roof
-  Indicative Planting
-  Site boundary

NOTES

1. Services and Fittings positions indicative

Proposed shed - see drawings from CRANE Garden Buildings submitted with the application

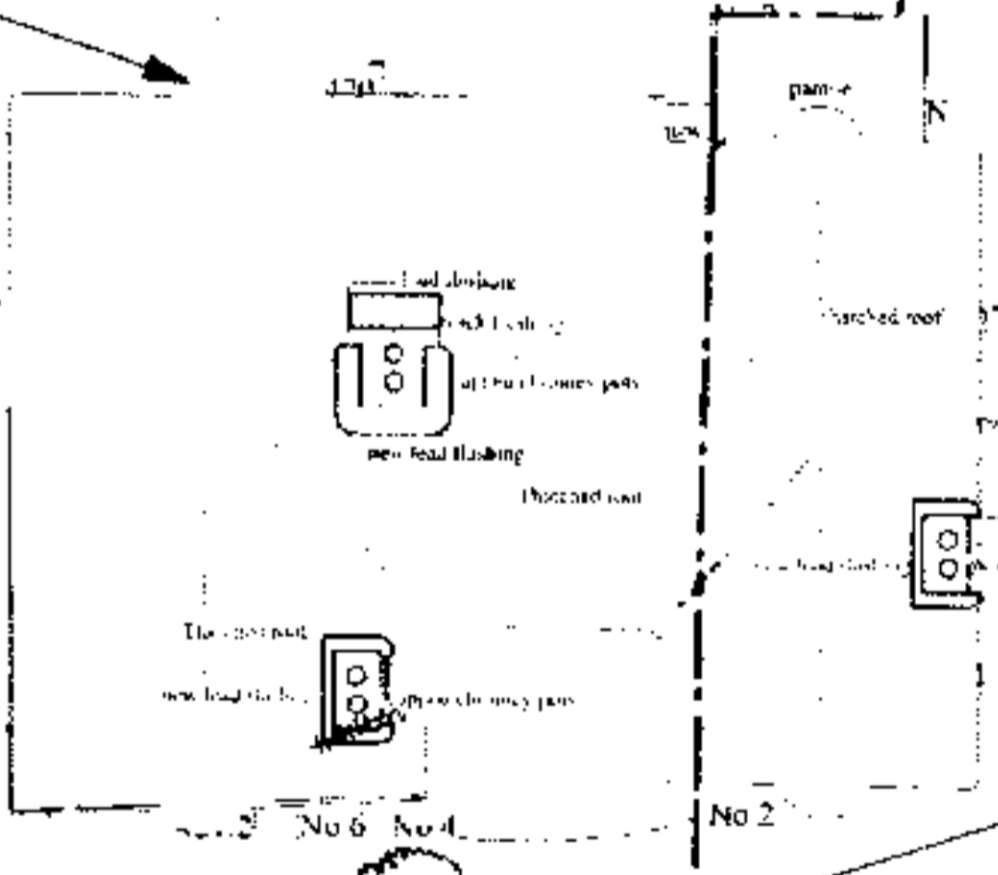
DEAD TREE

BROAD LANE



Removed redundant boundary fence between combined 4&6 Church Way

Cement flashing replaced with lead flashing to all 3 brickwork chimney stacks



AC ARCHITECTS CAMBRIDGE LTD
 33-35 VICTORIA ROAD, CAMBRIDGE CB4 3BW

ALTERATIONS TO 2, 4&6 CHURCH WAY, HASLINGFIELD

SITE PLAN AS PROPOSED

23.455.01-401 F

Scale 1:100 @ A3

Rev	Description	Date
A	Planning Draft	24.04.23
B	Planning draft amended to discussion with planning officers	25.04.23
C	Planning Draft 2	26.05.23
D	Planning Draft 3	12.06.23
E	Planning LHC application	14.06.23
F	Planning & LDC Application	15.06.23

