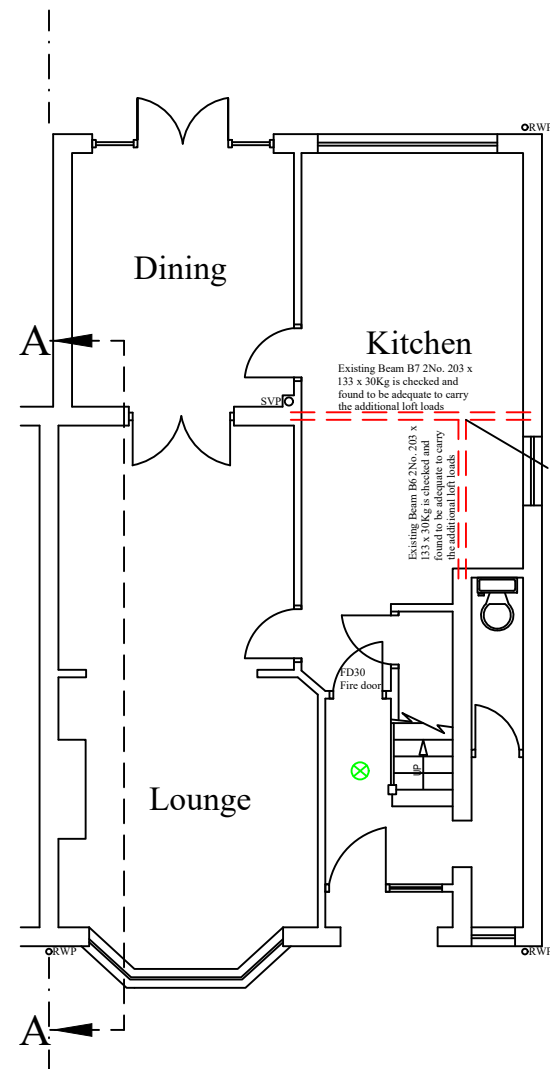
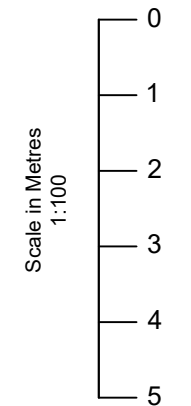
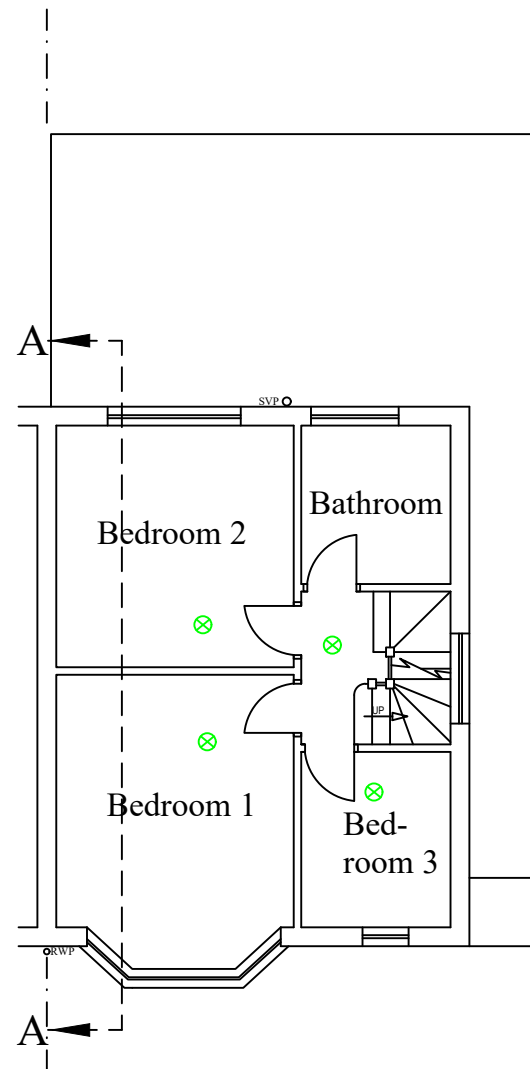


Notes

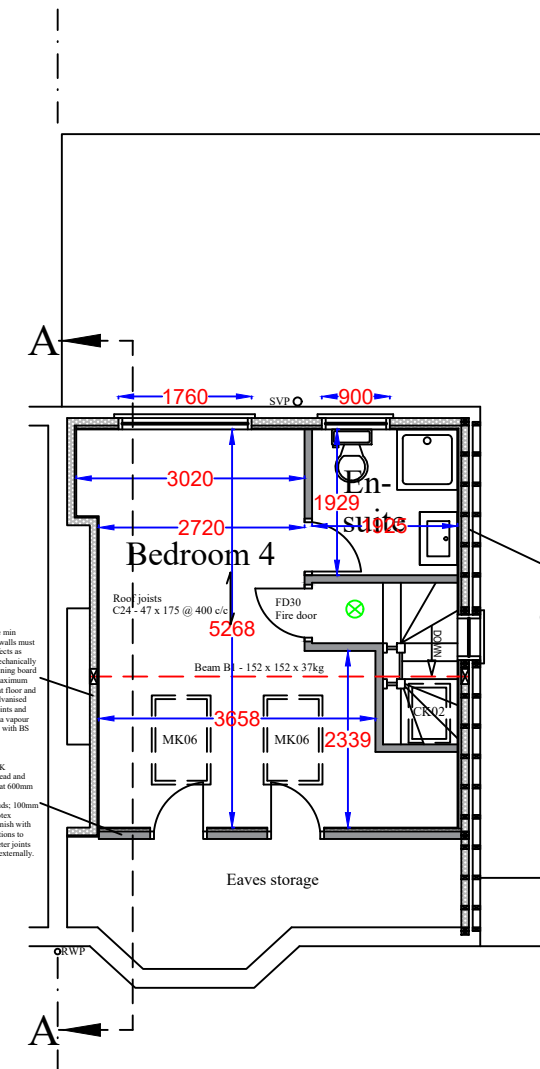
All drawings to be signed off by building control before the commencement of any works. If works commence on a Building Notice, the Builder/property owner commences works at their own risk and ELA Design (or its Officer's) cannot accept and liability whatsoever for these works carried out.



PROPOSED GROUND FLOOR LAYOUT



PROPOSED FIRST FLOOR LAYOUT



PROPOSED LOFT FLOOR LAYOUT

Key:

- Grade D2 Inter-linked Smoke detectors

Rev	Date	Details	By
A	27/11/23	Revision A	CE

Project: Loft Extension

Drawing: Proposed Layout

Address: 25 Fanshawe Crescent, Ware, SG12 0AR

Drawing N°: ELA/3 Rev: A

A3 Scale: 1:100 Drawn By: CE Job No: 2834 Date: 27/11/23

ELA Design  
Beechcroft  
Riverside Avenue  
Broxbourne  
Herts  
EN10 6RA  
www.ela-design.co.uk Tel:- 07979510821