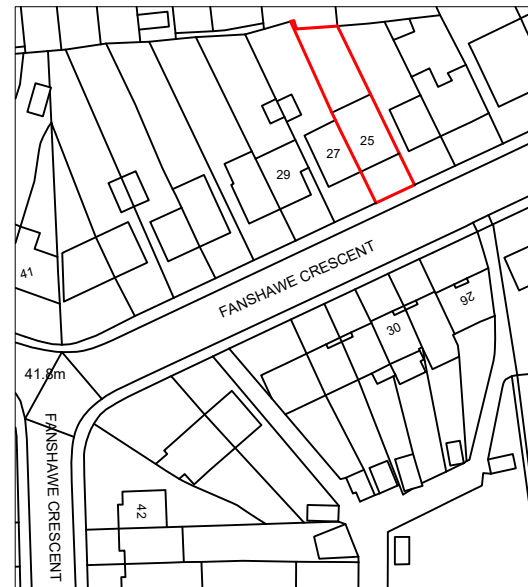

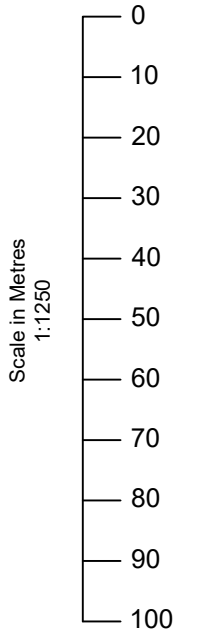


Notes

All drawings to be signed off by building control before the commencement of any works. If works commence on a Building Notice, the Builder/property owner commences works at their own risk and ELA Design (or its Officer's) cannot accept and liability whatsoever for these works carried out.



LOCATION PLAN

O/S licence number

100060020

Rev	Date	Details	By
A	27/11/23	Revision A	CE

Project: Loft Extension

Drawing: Site Location Plan

Address: 25 Fanshawe Crescent,
Ware, SG12 0AR

Drawing N°:	ELA/17	Rev:	A
-------------	--------	------	---

A3 Scale:	Drawn By:	Job No:	Date:
1:1250	CE	2834	27/11/23



www.ela-design.co.uk

ELA Design
Beechcroft
Riverside Avenue
Broxbourne
Herts
EN10 6RA

Tel:- 07979510821