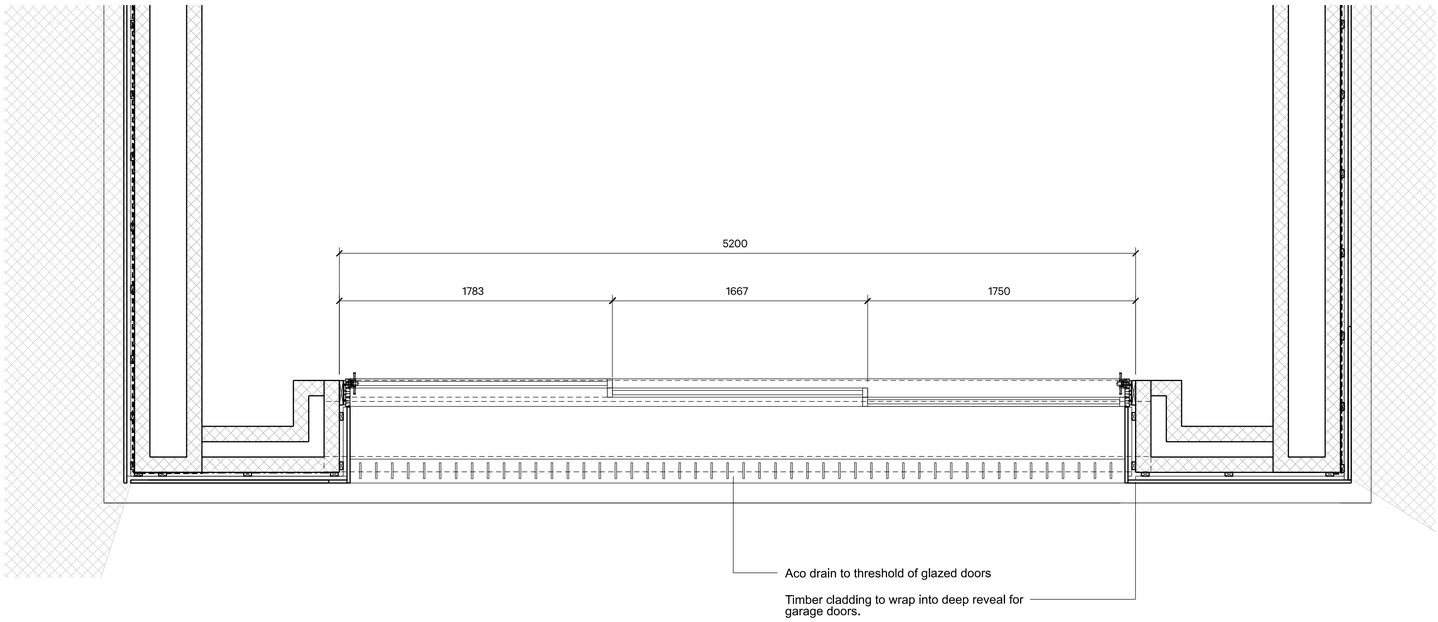

03 Proposed Garage Plan
1:20@A1

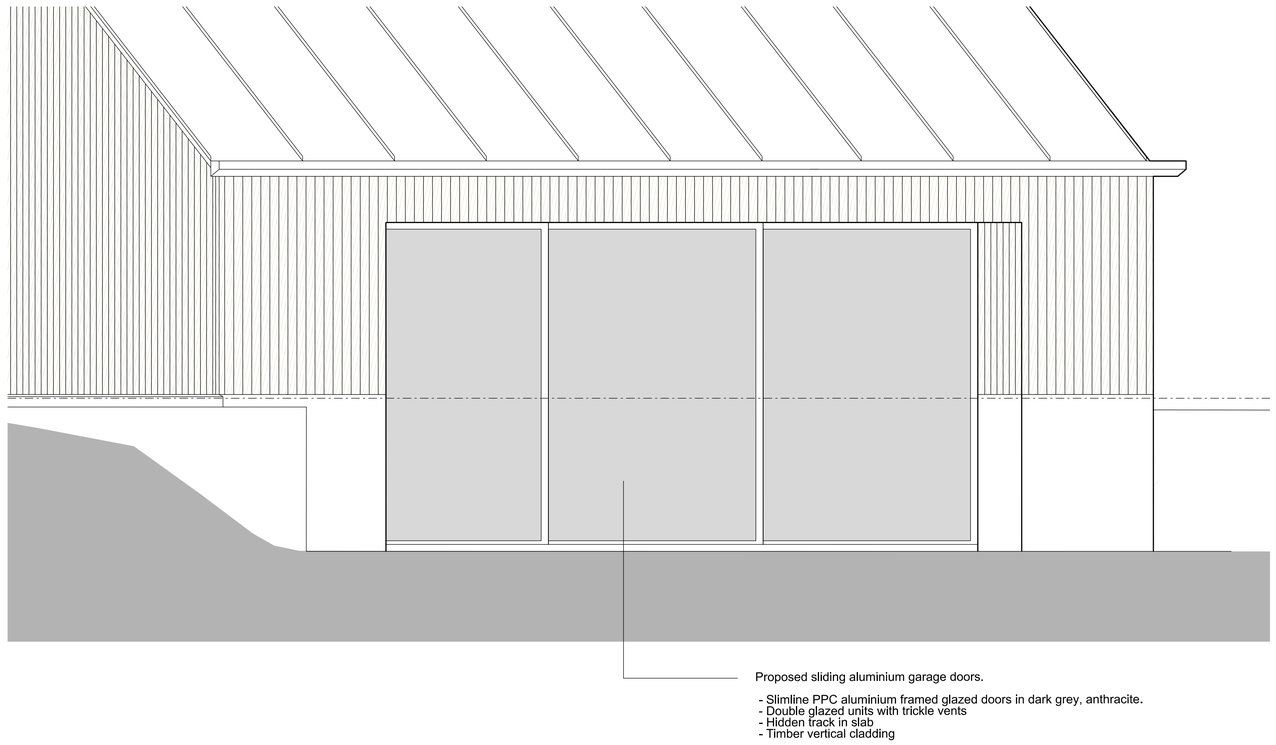

01 Proposed Garage Door Elevation (oblique)
1:20@A1

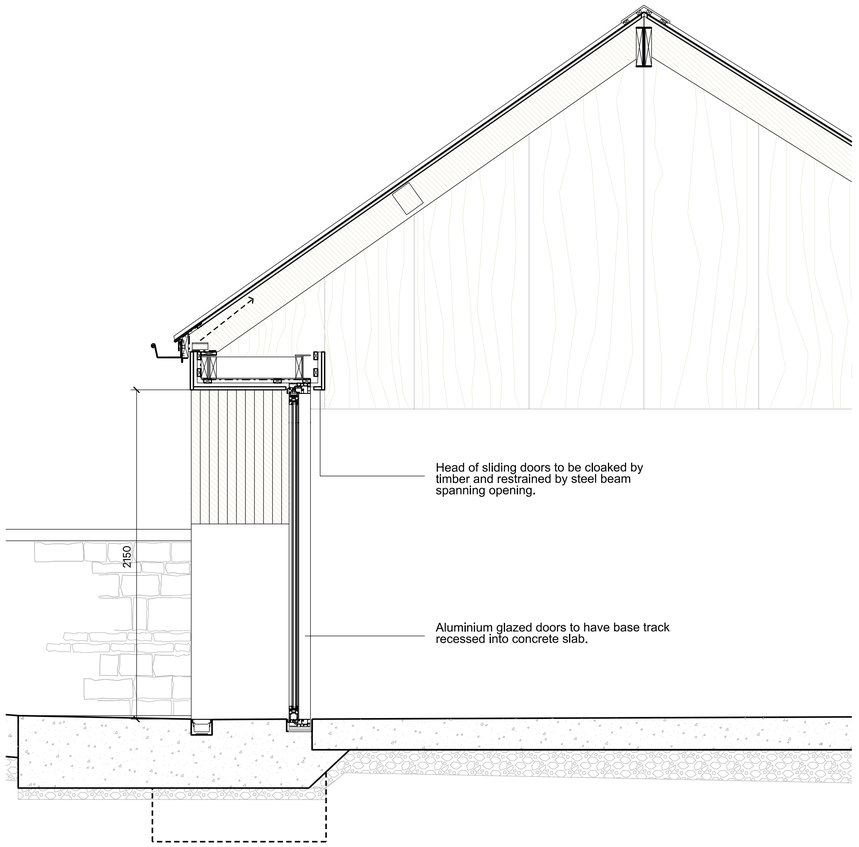

02 Proposed Section
1:20@A1

0 0.5 1 1.5 2 2.5m

General Notes

1.All details and materials subject to approval from Planning and Building Control Application.
2.All dimensions to be checked on site prior to ordering or manufacturing. Do not scale from these drawings.
3.Drawings based on original drawings by Clive Wicks Associates, drawing 10-2012-P-01 and landscape architects CMD, plan GOY-2013-07
4.All items to be installed in accordance with manufacturers recommendations and standard installation details. Contractor to provide relevant information as part of O&M Manual for client operation and maintenance.
5.Structural engineer input required to confirm assumptions on drawings and to inspect existing structures such as staircase, existing beams, piers and new openings in walls.
6.M&E input to be obtained by main contractor for all relevant items.
7.Refer to Principal Designer's Pre-Construction Health and Safety plan and all designer's risk assessments prior to commencement on site.
8.All discrepancies or queries to be reported to Client or Architect.
9.Demolition works to be carried out in accordance with BS 6187:2000.

Notes:

Revisions

Rev.	Date	Notes	Drawn	Checked
	26.11.2023	First Issue	GB	

Project:
The Green, Nocton

Client
Mr Neale Sutton

Drawing Title
Proposed Garage Door Details @ 1:20

Scale
1:20@A1

Date
Nov 2023

Drawing No.
AA(0)_004

Project No.
20156

Revision
-

Status
FOR INFORMATION PURPOSES ONLY

Unless indicated, this drawing is for information only.
Do not scale, use figured dimensions only.
All dimensions to be checked on site.
Drawing subject to statutory approvals.
Drawings to be read in conjunction with all relevant Architectural, Services and Structural Engineers' drawings.

ArkleBoyce.

STUDIO 6
MATTHEW MURRAY HOUSE
PHILIP LEE
LEEDS LS1 5QN

Telephone
+44(0)113 322 9431
Email
info@arkleboyce.co.uk

www.arkleboyce.co.uk

Copyright ArkleBoyce architects Ltd.