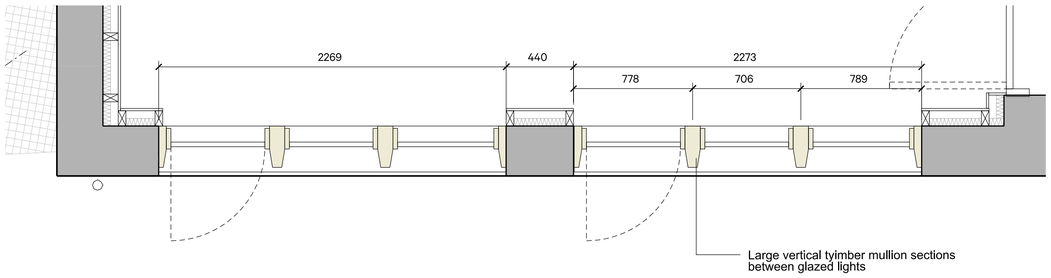

03 Proposed Window Plan

1:20@A1

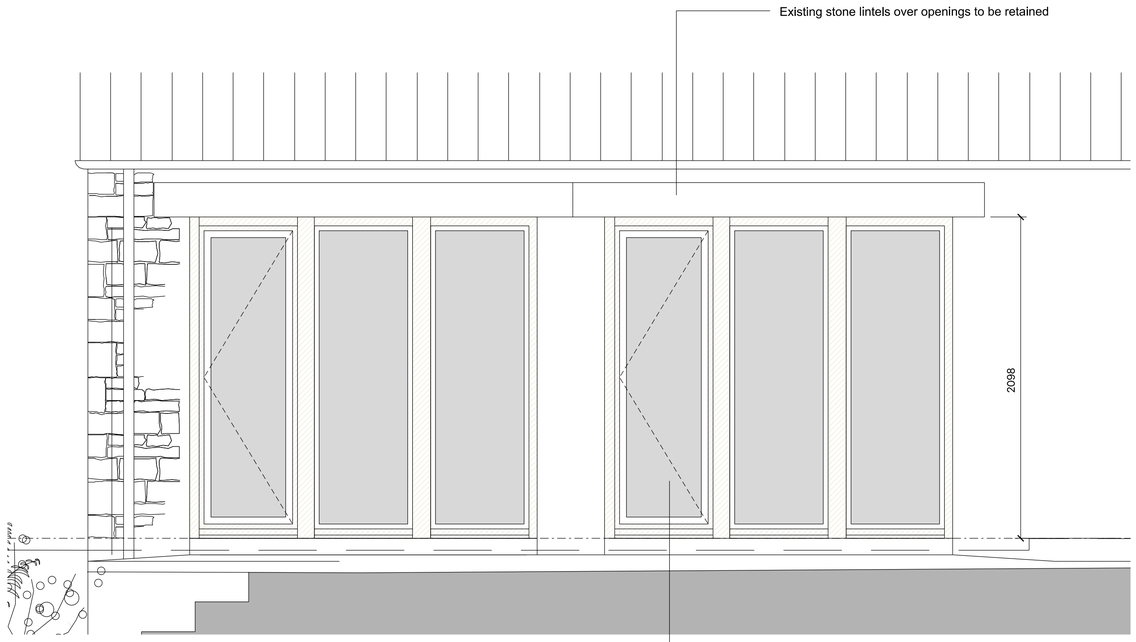

Proposed timber windows to fill existing garage door openings.

- Deep vertical timber mullions with inset frames.
- Double glazed units with trickle vents
- Pressure treated timber, factory finished in dark grey to match existing dwelling, or natural timber finish to match new garage extension.
- 1 No. opening light on friction stay hinges

01 Proposed Window Elevation

1:20@A1

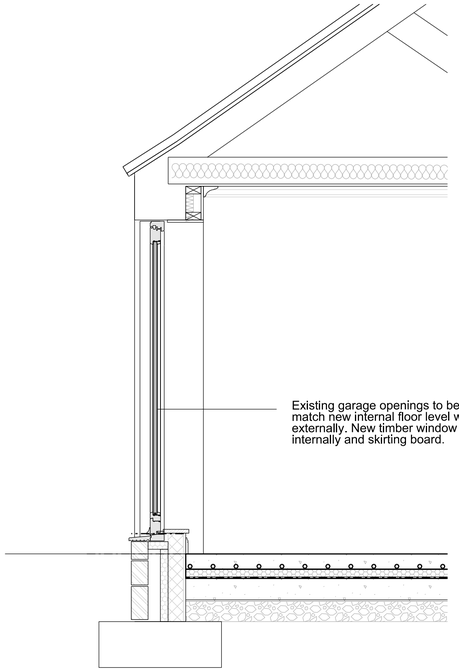

02 Proposed Window Section

1:20@A1

0 0.5 1 1.5 2 2.5m

General Notes

1.All details and materials subject to approval from Planning and Building Control Application.
2.All dimensions to be checked on site prior to ordering or manufacturing. Do not scale from these drawings.
3.Drawings based on original drawings by Clive Wicks Associates, drawing 10-2012-P-01 and landscape architects CMD, plan GOY-2013-07
4.All items to be installed in accordance with manufacturers recommendations and standard installation details. Contractor to provide relevant information as part of O&M Manual for client operation and maintenance.
5.Structural engineer input required to confirm assumptions on drawings and to inspect existing structures such as staircase, existing beams, piers and new openings in walls.
6.M&E input to be obtained by main contractor for all relevant items.
7.Refer to Principal Designer's Pre-Construction Health and Safety plan and all designer's risk assessments prior to commencement on site.
8.All discrepancies or queries to be reported to Client or Architect.
9.Demolition works to be carried out in accordance with BS 6187:2000.

Notes:

Revisions

Rev.	Date	Notes	Drawn	Checked
	26.11.2023	First Issue	GB	

Project:
The Green, Nocton

Client
Mr Neale Sutton

Drawing Title
Proposed Window Details @ 1:20

Scale 1:20@A1
Date Nov 2023

Drawing No. AA(0)_001

Project No. 20156
Revision -

Status
FOR INFORMATION PURPOSES ONLY

Unless indicated, this drawing is for information only.
Do not scale, use figured dimensions only.
All dimensions to be checked on site.
Drawing subject to statutory approvals.
Drawings to be read in conjunction with all relevant Architectural, Services and Structural Engineers' drawings.

ArkleBoyce.

STUDIO 6
MATTHEW MURRAY HOUSE
PHOENIX PLACE
LEEDS LS11 5QN

Telephone
+44(0)113 322 9431
Email
info@arkleboyce.co.uk

www.arkleboyce.co.uk

Copyright ArkleBoyce architects Ltd.