

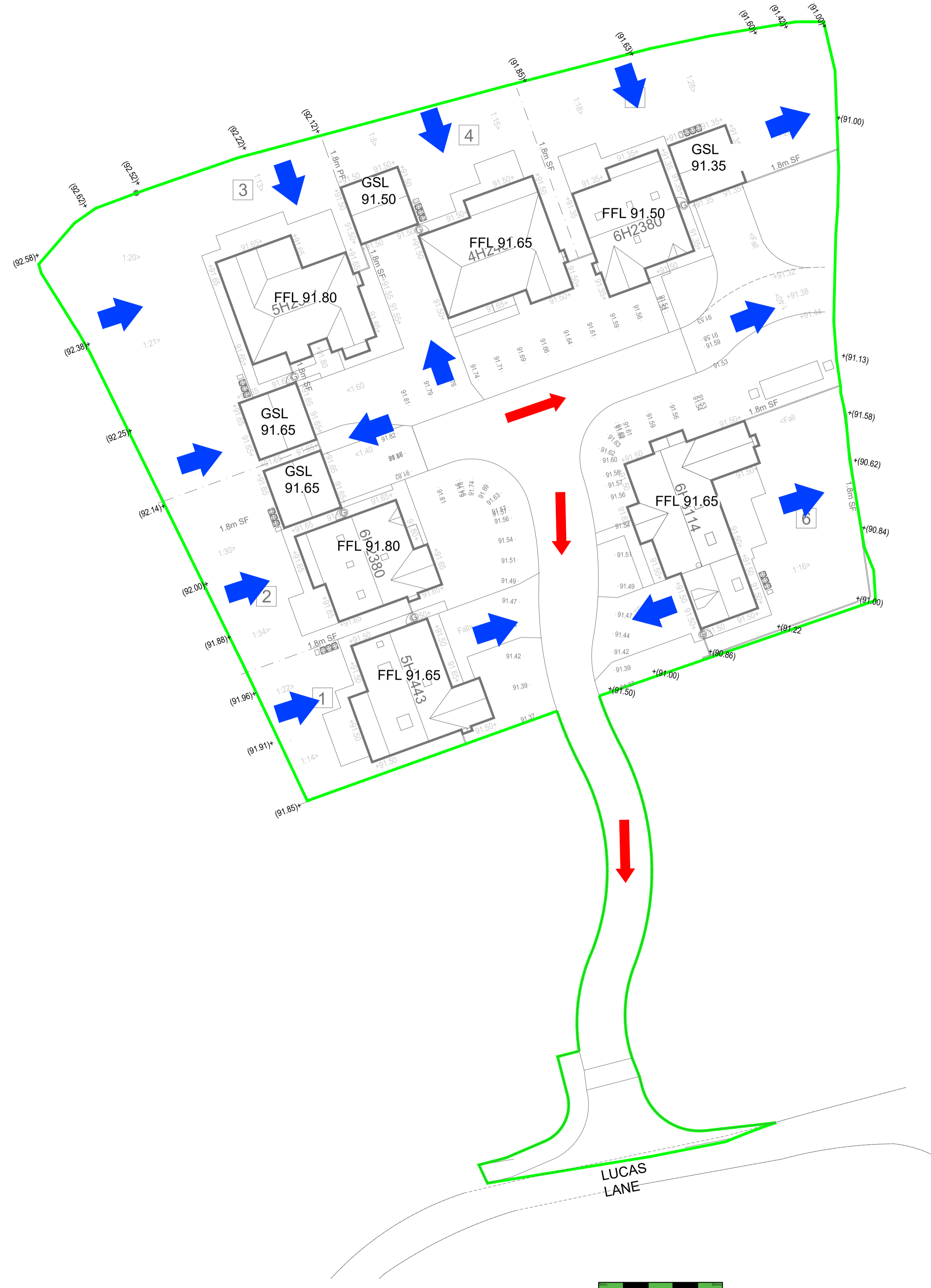


Notes:

1. This drawing is to be read in conjunction with all relevant Architects and Engineers drawings.
2. All levels quoted are in metres A.O.D.
3. The Groundworks contractor shall ensure that no flat spots remain after the installation of the final road wearing course.
4. All road gullies shall be located away from proposed entrances to houses.

Legend

-  Exceedance flow route
-  Carriageway flow route



REV:	DESCRIPTION:	BY:	DATE:
STATUS:			


S-MECH
Consulting Engineers
 7 Windsor Road, Chorley
 Lancashire, PR7 1LN
 01257 367 580 info@s-mech.co.uk

CLIENT:	Fellow Homes Ltd
---------	------------------

PROJECT:	Lucas Lane, Whittle le Woods, Chorley
TITLE:	Proposed Development Flood Exceedance Routes

SCALE AT A1:	DATE:	DRAWN:	CHECKED:
1:250	Nov '23	IH	IH
PROJECT NO:	DRAWING NO:	REVISION:	
2434	116		