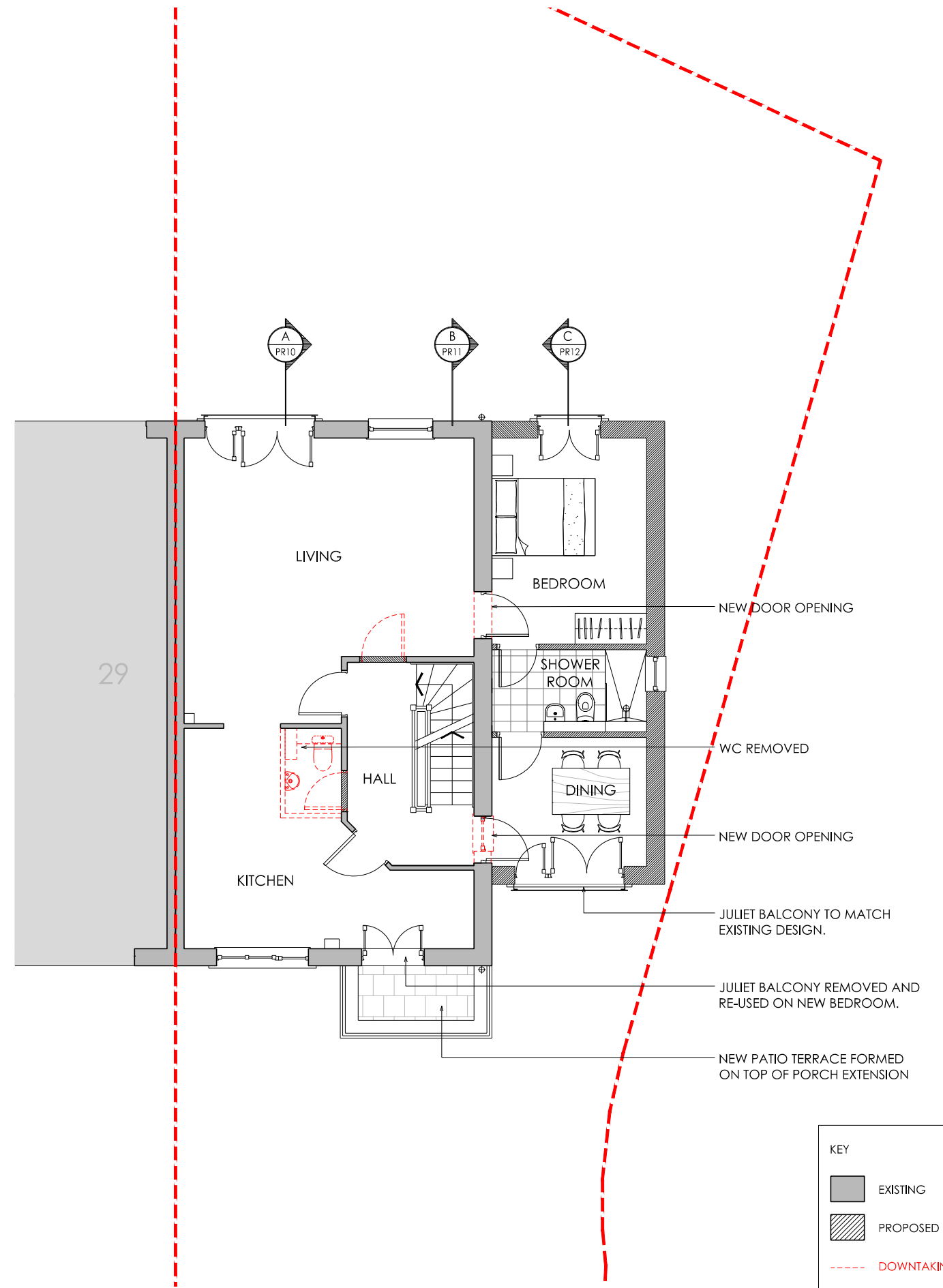


PROPOSED GROUND PLAN 1:100



PROPOSED FIRST PLAN 1:100

KEY

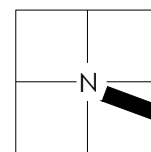
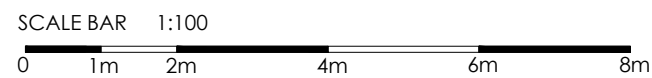
- EXISTING
- PROPOSED
- DOWNTAKINGS

These drawings are to be read in conjunction with engineer's documents. Do not scale drawings. Use figured dimensions only. Contact designer where discrepancies arise. Contractor must verify measurements on site prior to construction or preparation of shop drawings.

revision status

No.	Description
01	ISSUED FOR PLANNING

Date  
25.11.23



PROPOSED LOWER PLANS

stage  
PLANNING

revision  
01  
scale  
1:100

PR05

31 KELVINDALE COURT  
KELVINDALE  
G12 0JG

YVONNE & MANOJ NANDI



2 TUDOR ROAD, GLASGOW  
TEL: 07815 007 861  
ranelandarchitects.co.uk