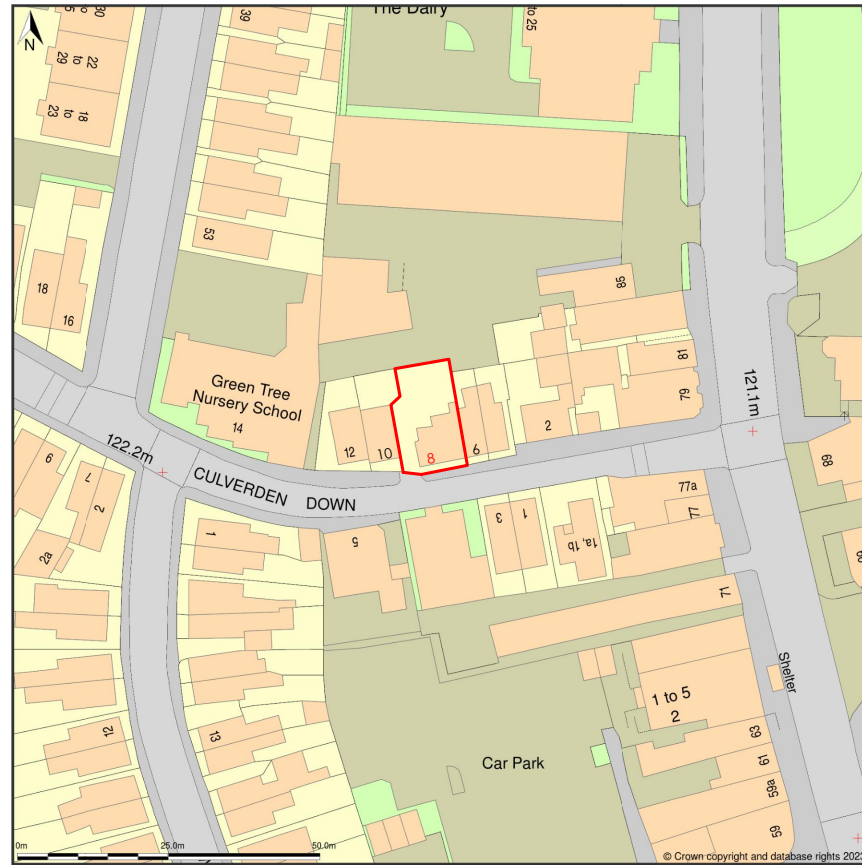


1 SITE LOCATION PLAN
SCALE 1:1250@A3

8, Culverden Down, Royal Tunbridge Wells, Kent, TN4 9SA

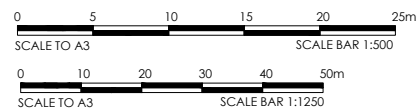


Location Plan shows area bounded by: 558072.21, 140408.29 558213.63, 140549.71 (at a scale of 1:1250), OSGridRef: TQ58144047. The representation of a road, track or path is no evidence of a right of way. The representation of features as lines is no evidence of a property boundary.

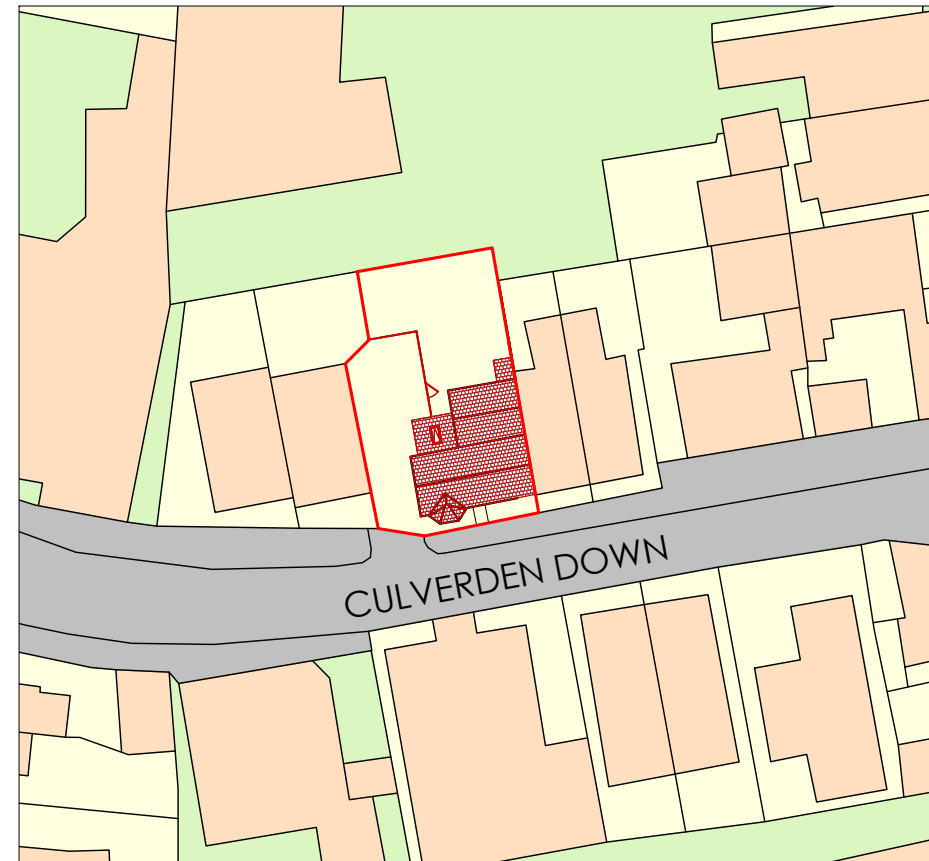
Produced on 5th Dec 2023 from the Ordnance Survey National Geographic Database and incorporating surveyed revision available at this date. Reproduction in whole or part is prohibited without the prior permission of Ordnance Survey. © Crown copyright 2023. Supplied by www.buyaplan.co.uk a licensed Ordnance Survey partner (100053143). Unique plan reference: #00865108-43E038.

Ordnance Survey and the OS Symbol are registered trademarks of Ordnance Survey, the national mapping agency of Great Britain. Buy A Plan® logo, pdf design and the www.buyaplan.co.uk website are Copyright © Passinc Ltd 2023.

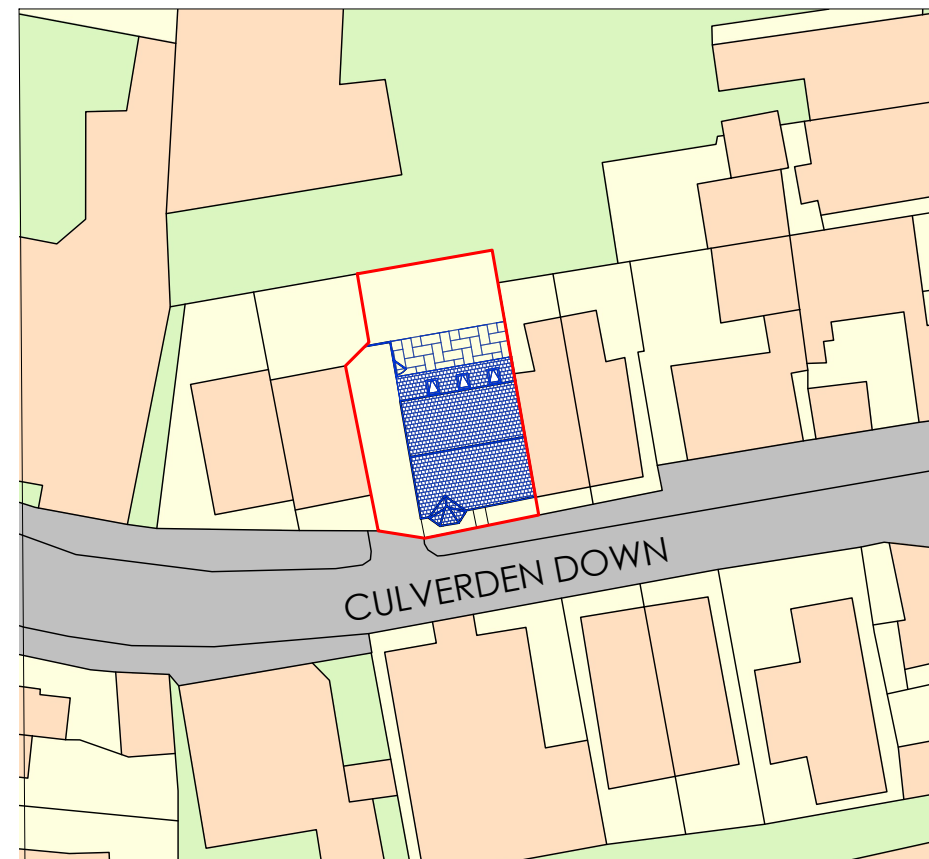
This drawing has been produced for printing onto A3 size paper. If printing on A3 please use the scale bar for reference.



2 AS EXISTING BLOCK PLAN
SCALE 1:500@A3



3 AS PROPOSED BLOCK PLAN
SCALE 1:500@A3



GENERAL NOTES:

The design and drawings remain the property of RVA Services Ltd. RVA Services Ltd grants the client a license to use, for this project only, the design which the client has commissioned.

DO NOT SCALE USE FIGURED DIMENSION ONLY.

It is VERY IMPORTANT that all existing and proposed dimensions and levels must be verified on site by General Contractor prior to commencement of any site work and prior the fabrication and installation of any built-in fixture or equipment.

This drawing to be read in conjunction with all related Architect's drawings and Engineer's drawings and any other relevant information provided by consultants.

If any discrepancies are noticed please contact RVA Services Ltd for rectification.

Proposal is subject to all mandatory statutory consents. No works are to start on site prior to discharge of all pre-start planning conditions. The Client is at risk if any works are started prior to approval by appointed building control body. All works to be approved by Landlord prior to start of work (if required).

The Client is responsible to find out whether the works falls within the Party Wall Act 1996. If it does, the Client must notify all affected neighbours. A notice must be given even where that work will not extend beyond the centre line of a party wall.

All construction projects large & small are subject to the CDM regulations (2015), if the development will be for a domestic client or less than 30 days in duration then the responsibility for health & safety is then passed onto the General Contractor.

In all cases the Client may devolve the responsibility to a CDM planning supervisor, who will act on the clients behalf. Please refer to planning supervisor for advice.

Before starting work the it needs to check if any asbestos is present. The HSE states that responsibility for the asbestos management of a non-domestic premises and the common parts of domestic premises, lies with the Owner, person or organisation that has clear accountability for the maintenance or repair of the premises, such as through an explicit agreement like a tenancy agreement or contract. If there is no asbestos register or survey or the report is not clear, do not start work.

GENERAL LEGEND:

- EXTENT OF DEMOLITION
- EXTENT OF CONSTRUCTION
- 8 CULVERDEN DOWN

REV	DESCRIPTION	DRAWN	DATE
-----	-------------	-------	------

AMENDMENTS

STATUS:
FOR PLANNING APPLICATION



CLIENT:
DAVIDE IBBA

SITE:
8 CULVERDEN DOWN, TN49SA,
Tunbridge Wells

PROJECT:
SIDE INFILL EXTENSION, REAR EXTENSION
AND ROOF ALTERATION

DRAWING TITLE:
SITE LOCATION & BLOCK PLAN

SCALE AT A3: 1:1250; 1:500	DRAWN: SZ	CHECKED: MB
DATE: 12/5/2023	DRAWING NO: 000	REVISION: A