





Accommodation key

plot 1 three/four bedroom dwelling @	155m2
plot 2 three/four bedroom dwelling @	146m2
plot 3 three/four bedroom dwelling @	155m2

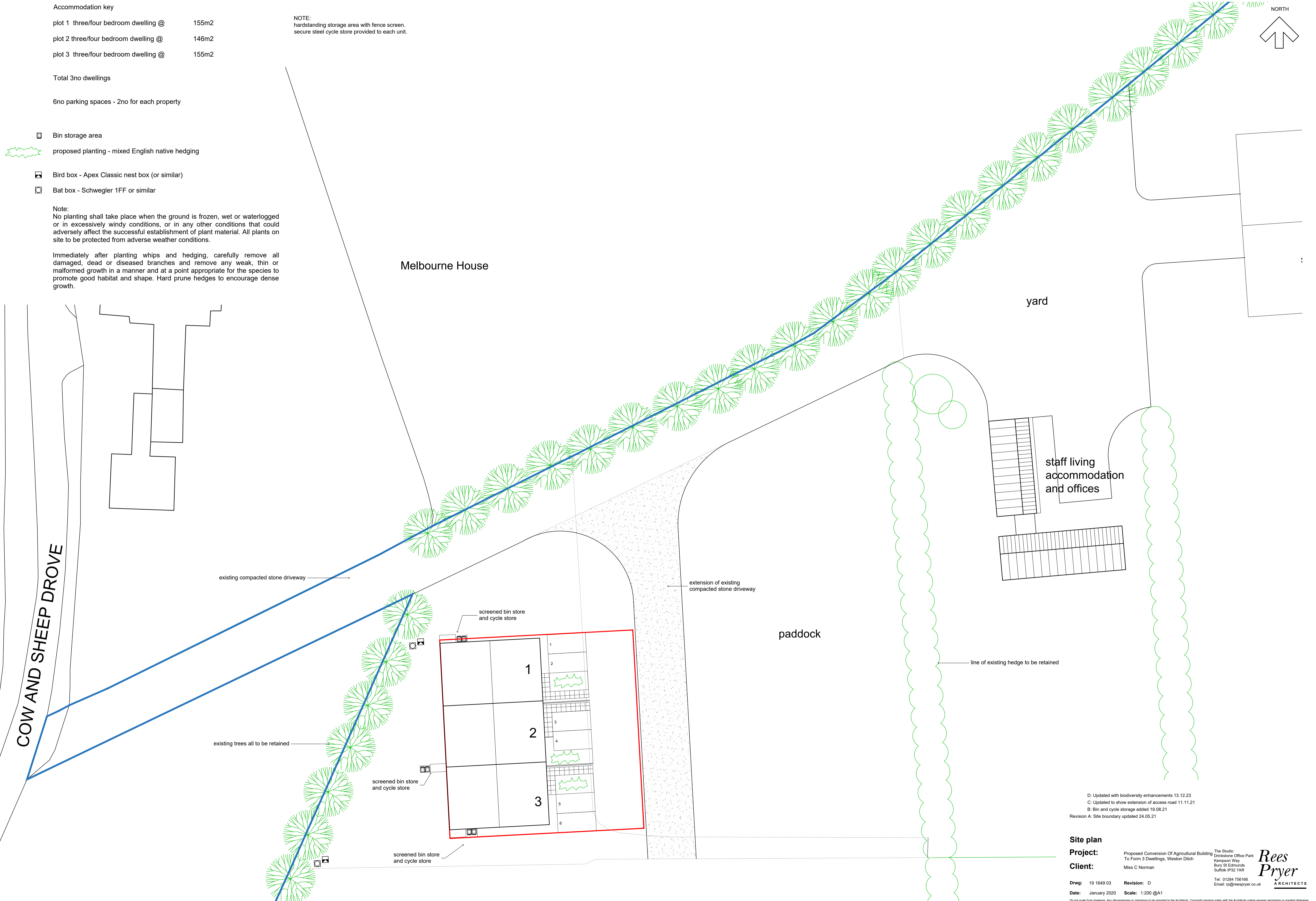
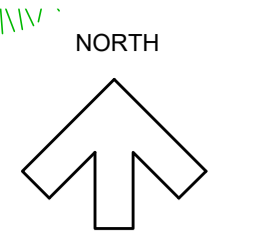
Total 3no dwellings
6no parking spaces - 2no for each property

-  Bin storage area
-  proposed planting - mixed English native hedging
-  Bird box - Apex Classic nest box (or similar)
-  Bat box - Schwegler 1FF or similar

Note:
No planting shall take place when the ground is frozen, wet or waterlogged or in excessively windy conditions, or in any other conditions that could adversely affect the successful establishment of plant material. All plants on site to be protected from adverse weather conditions.

Immediately after planting whips and hedging, carefully remove all damaged, dead or diseased branches and remove any weak, thin or malformed growth in a manner and at a point appropriate for the species to promote good habitat and shape. Hard prune hedges to encourage dense growth.

NOTE:
hardstanding storage area with fence screen,
secure steel cycle store provided to each unit.



D: Updated with biodiversity enhancements 13.12.23
C: Updated to show extension of access road 11.11.21
B: Bin and cycle storage added 19.08.21
Revision A: Site boundary updated 24.05.21

Site plan
Project: Proposed Conversion Of Agricultural Building To Form 3 Dwellings, Weston Ditch
Client: Miss C Norman
Drwg: 19 1649 03 **Revision:** D
Date: January 2020 **Scale:** 1:200 @A1

The Studio
 Drinkstone Office Park
 Kempson Way
 Bury St Edmunds
 Suffolk IP32 7AR
 Tel: 01284 756166
 Email: rp@reespryer.co.uk

Rees Pryer
 ARCHITECTS

Do not scale from drawings. Any discrepancies or omissions to be reported to the Architects. Copyright remains solely with the Architects unless express permission is granted otherwise. Whilst every effort has been made to design out all risks associated with this project some may still exist - if you do not fully understand the risks involved refer to the project health and safety plan or consult your manager, health and safety advisor or a member of the design team before proceeding.