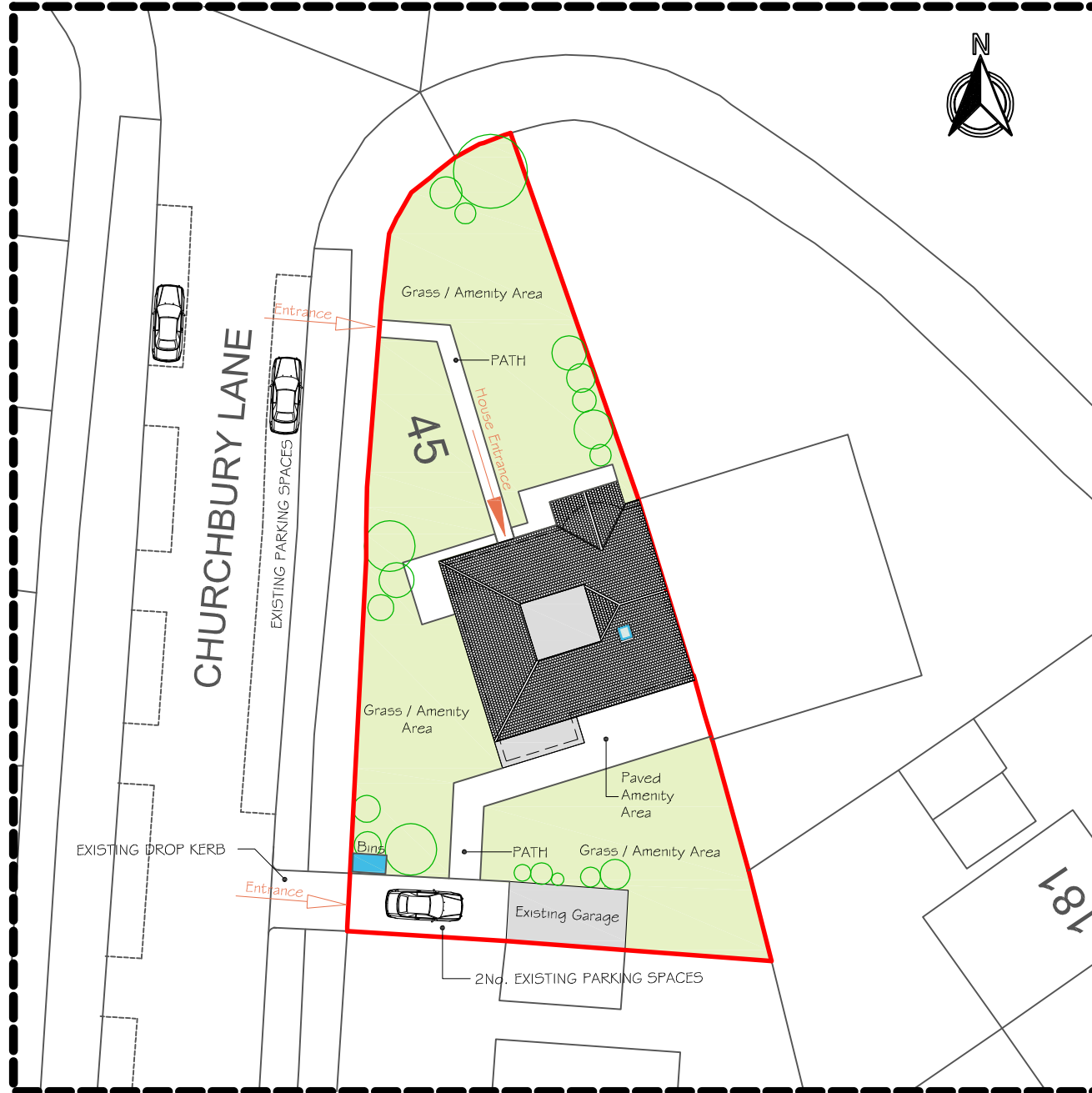




Metres (scale bar 1:200)



Total Site Area : 380.0m²

CHART SHOWING EXISTING ROOM USAGE, No OF PEOPLE AND OVERALL SIZES

Room	Size	Use	No. People
1	17.5m ²	Living Room	N/A
2	16.8m ²	Kitchen/Diner	N/A
3	13.1m ²	Living Room	N/A
4	12.1m ²	Kitchen/Diner	N/A
5	0.8m ²	Storage	N/A
6	15.6m ²	Bedroom 1	2 No.
7	14.8m ²	Bedroom 2	2 No.
8	2.9m ²	Bathroom	N/A
9	1.2m ²	Wc	N/A
10	11.0m ²	Bedroom 3	1 No.
11	4.8m ²	Bedroom 4	2 No.
12	17.9m ²	Bathroom	2 No.
13	7.8m ²	Play Room	N/A
14	5.0m ²	Storage	N/A
15	4.2m ²	Storage	N/A

Please Read in Conjunction with Existing Drawings 'Arch-03', 'Arch-04 and Arch-05'

MAX NUMBER OF OCCUPIERS: 9No.

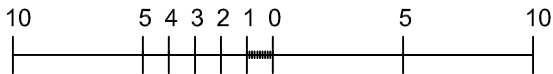
TOTAL NUMBER OF HOUSE-HOLDS: 1 No.

HIGHWAY IMPACT ASSESMENT EXISTING SITE PLAN

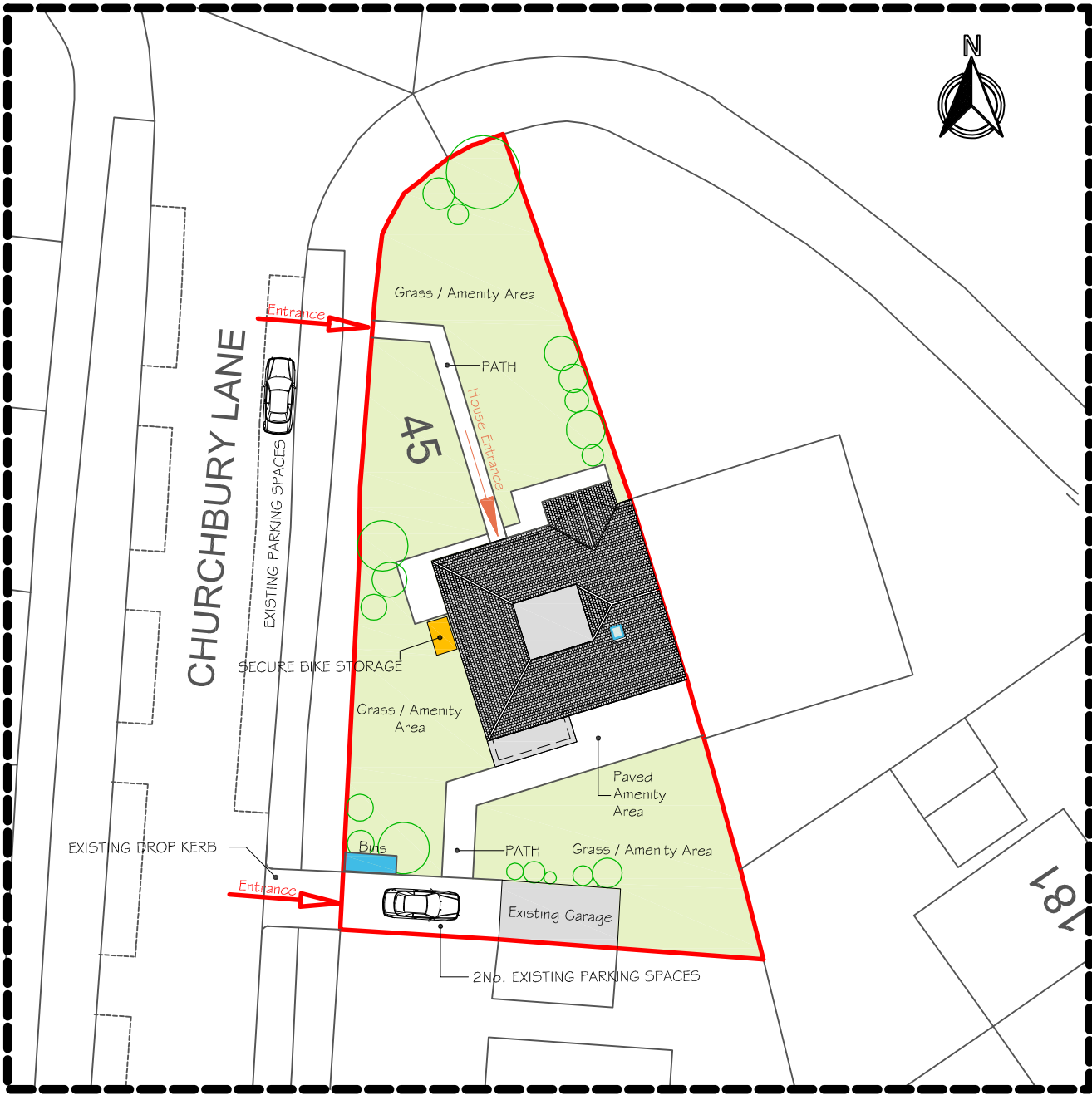
OSO designs

OSO designs:
210 durants road,
enfield, london, en3 7df
email: ahmet@oso-designs.com
web: www.oso-designs.com
tel: 07815 476297

PROJECT: 45 CHURCHBURY LANE, ENFIELD, EN1 3TX
TITLE: HIGHWAY IMPACT ASSESSMENT:
EXISTING SITE PLAN
JOB No: 00645
SCALE: 1:200 @ A3 (do not scale from drawing)
DATE: JULY 2023
DRAWING NUMBER: ARCH-02 (REV -)



Metres (scale bar 1:200)



Total Site Area : 380.0m²

CHART SHOWING PROPOSED ROOM USAGE, No OF PEOPLE AND OVERALL SIZES

Room	Size	Use	No. People	Households	Kitchenette
1	17.5m ²	Room (HMO-1)	2 No.	1 No.	No
2	16.8m ²	Kitchen/Diner	N/A	N/A	N/A
3	13.1m ²	Communal Area	N/A	N/A	N/A
4	12.1m ²	Kitchen/Diner	N/A	N/A	N/A
5	0.8m ²	Storage	N/A	N/A	N/A
6	15.6m ²	Room (HMO-2)	2 No.	1 No.	No
7	14.8m ²	Room (HMO-3)	2 No.	1 No.	No
8	2.9m ²	Bathroom	N/A	N/A	N/A
9	1.2m ²	Wc	N/A	N/A	N/A
10	11.0m ²	Room (HMO-4)	1 No.	1 No.	No
11	7.8m ²	Room (HMO-5)	1 No.	1 No.	No
12	17.9m ²	Bathroom	N/A	N/A	N/A
13	9.8m ²	Room (HMO-6)	1 No.	1 No.	No
14	Storage Area Integrated into Main Room				
15	4.2m ²	Storage	N/A	N/A	N/A

Please Read in Conjunction with Existing Drawings 'Arch-10', 'Arch-11 and Arch-12'

MAX NUMBER OF OCCUPIERS: 9No.

TOTAL NUMBER OF HOUSE-HOLDS: 6No.

HIGHWAY IMPACT ASSESMENT PROPOSED SITE PLAN

OSO designs

OSO designs:
210 durants road,
enfield, london, en3 7df
email: ahmet@oso-designs.com
web: www.oso-designs.com
tel: 07815 476297

PROJECT: 45 CHURCHBURY LANE, ENFIELD, EN1 3TX
TITLE: HIGHWAY IMPACT ASSESSMENT:
PROPOSED SITE PLAN
JOB No: 00645
SCALE: 1:200 @ A3 (do not scale from drawing)
DATE: JULY 2023
DRAWING NUMBER: ARCH-09 (REV -)