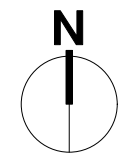
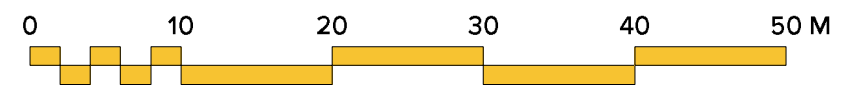




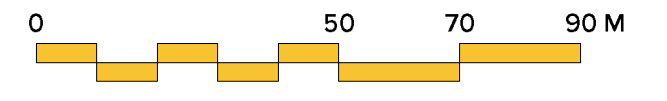
1 Site Location Plan
SCALE: 1:500
PL-1



© Crown copyright
2023 Ordnance
Survey 100053143



2 Site Location Plan
SCALE: 1:1250
PL-1



© Crown copy
2023 Ordnance
Survey 10005

Rev	Date	Revision Notes

DARCY ARCHITECTS

Darcy Architects Ltd
87 Warwick Street
Royal Leamington Spa
CV32 4RJ

m: 07966 732608
t: 01789 601555
jdarcy@darcyarchitects.co.uk
www.darcyarchitects.co.uk

Client	John Whigham		
Project	18 Lamintone Drive Milverton		
Title	Site Location Plan		
Drawn	JD	Checked	VB
Scale	1:500/1250@A3	Date	28.9.23
Dwg No.	2307-06 PL-1	Rev	

For Planning

This drawing is protected by copyright. The design of any article recorded in this drawing is protected by design right and the information contained in this drawing is confidential. It may not be copied, reproduced or transmitted either in part or in whole by any means without permission. Contractor is responsible for checking all dimensions onsite and notify any discrepancies or errors to Darcy Architects Limited immediately.