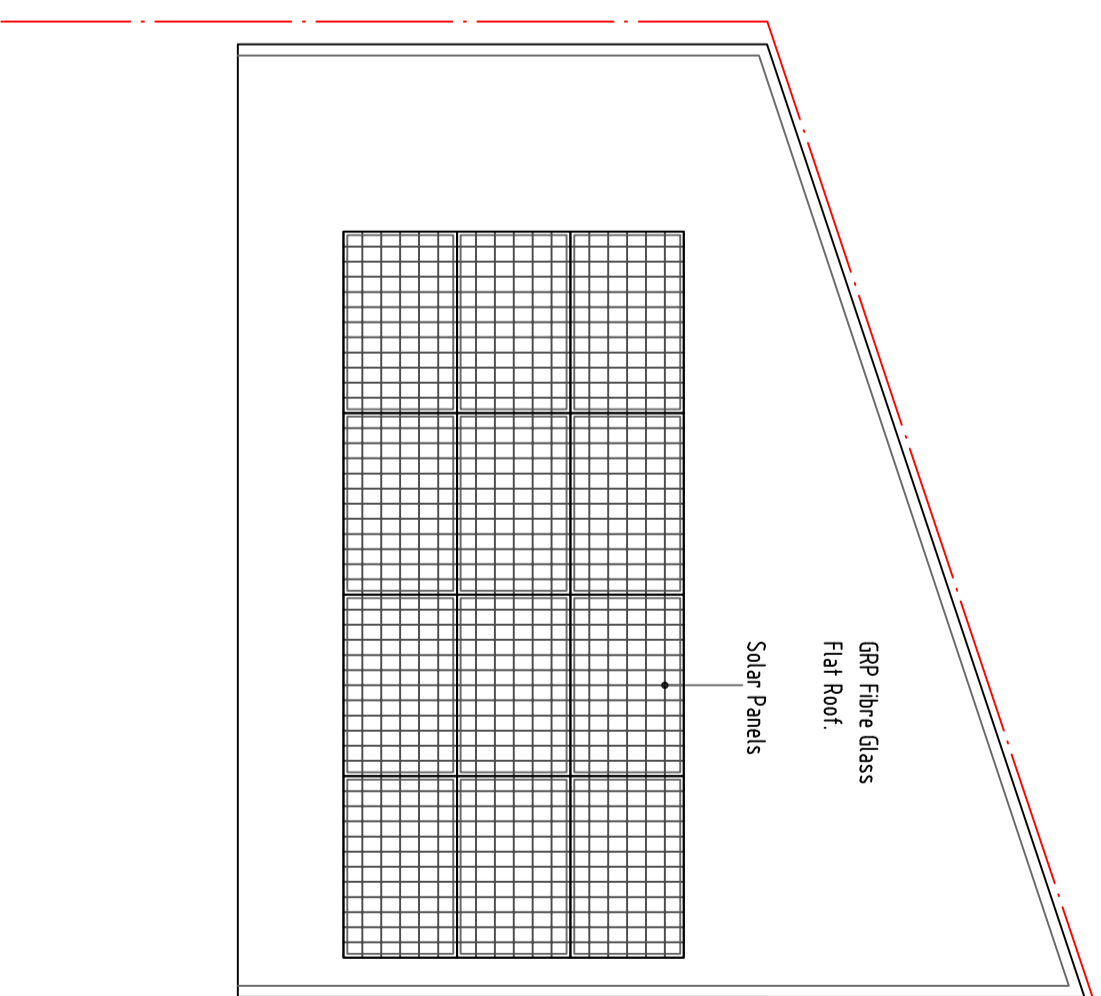
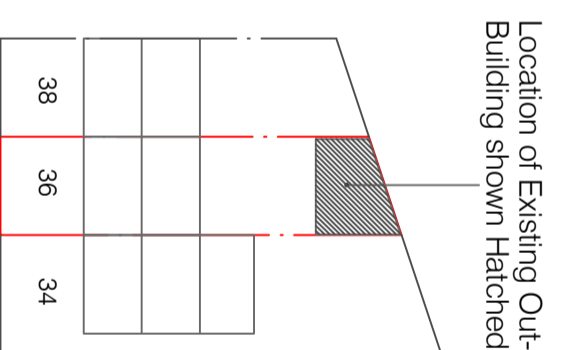
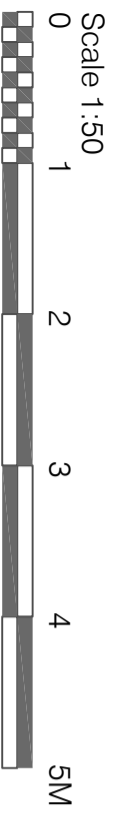
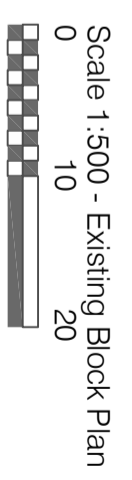


Existing Ground Floor Plan  
(Out Building)



Existing Roof Plan  
(Out Building)



36 COMMON LANE  
WILMINGTON, DARTFORD, DA2 7DF  
EXISTING GROUND & ROOF PLAN  
BLOCK PLAN

|         |                |        |      |             |             |               |  |            |  |                     |  |
|---------|----------------|--------|------|-------------|-------------|---------------|--|------------|--|---------------------|--|
| Client: | 36 Common Lane | Scale: | 1:50 | Checked By: | 39/CJ/CR/B2 | Revision No.: |  | Rev. Date: |  | Rev. Authorised By: |  |
| Date:   | DEC 23         | Scale: | 1:50 | Checked By: | 39/CJ/CR/B2 | Revision No.: |  | Rev. Date: |  | Rev. Authorised By: |  |