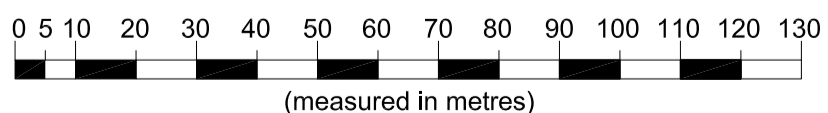
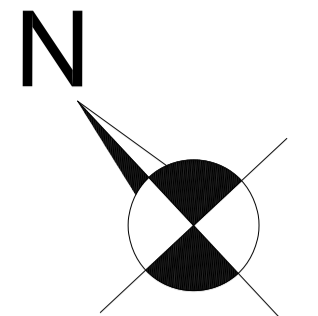
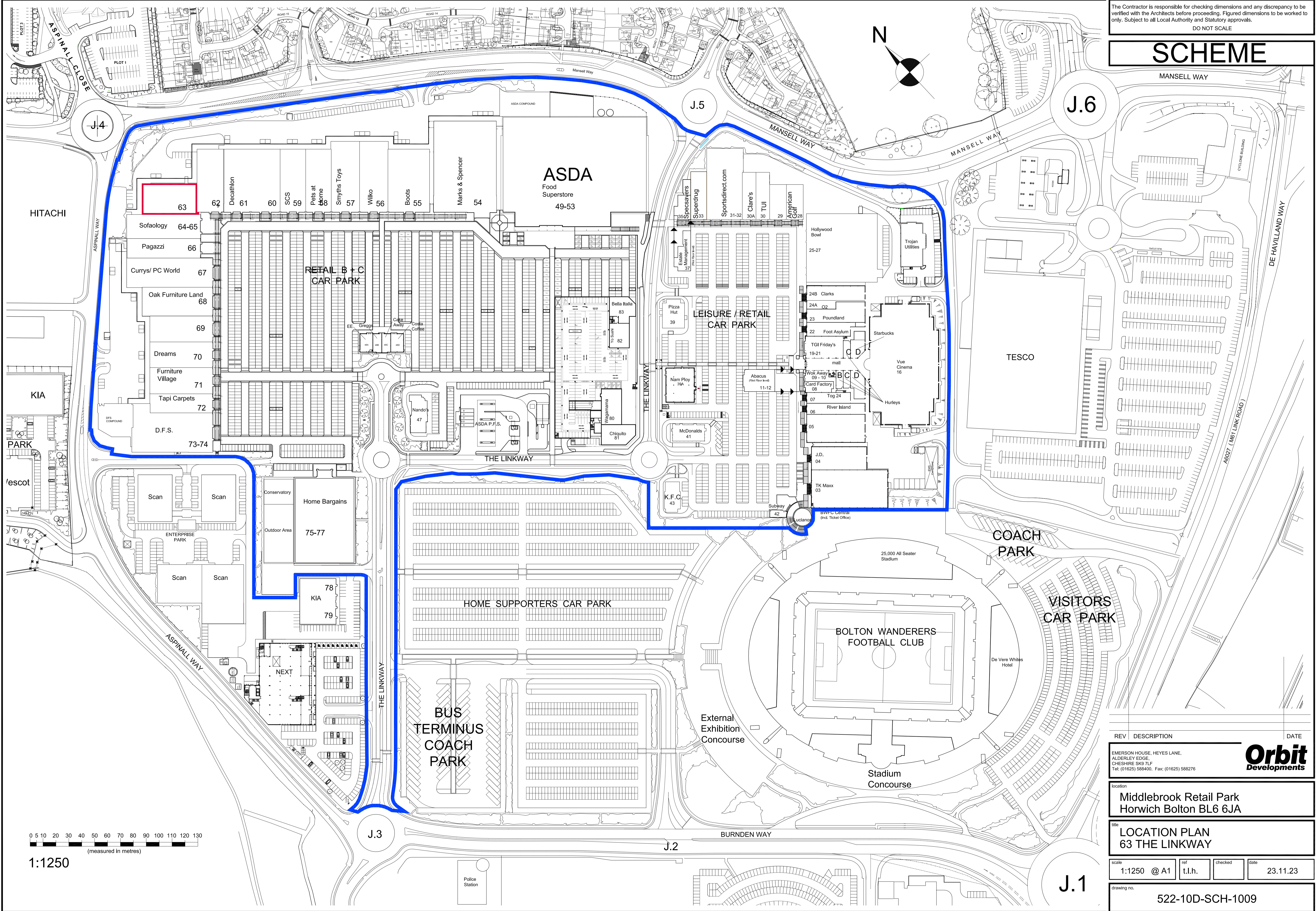


The Contractor is responsible for checking dimensions and any discrepancy to be verified with the Architects before proceeding. Figured dimensions to be worked to only. Subject to all Local Authority and Statutory approvals.
DO NOT SCALE

SCHEME



1:1250

REV	DESCRIPTION	DATE

EMERSON HOUSE, HEYES LANE,
ALDERLEY EDGE,
CHESHIRE SK9 7LF
Tel: (01625) 588400. Fax: (01625) 588276

location
**Middlebrook Retail Park
Horwich Bolton BL6 6JA**

title
**LOCATION PLAN
63 THE LINKWAY**

scale 1:1250 @ A1	ref t.l.h.	checked	date 23.11.23
----------------------	---------------	---------	------------------

drawing no.
522-10D-SCH-1009