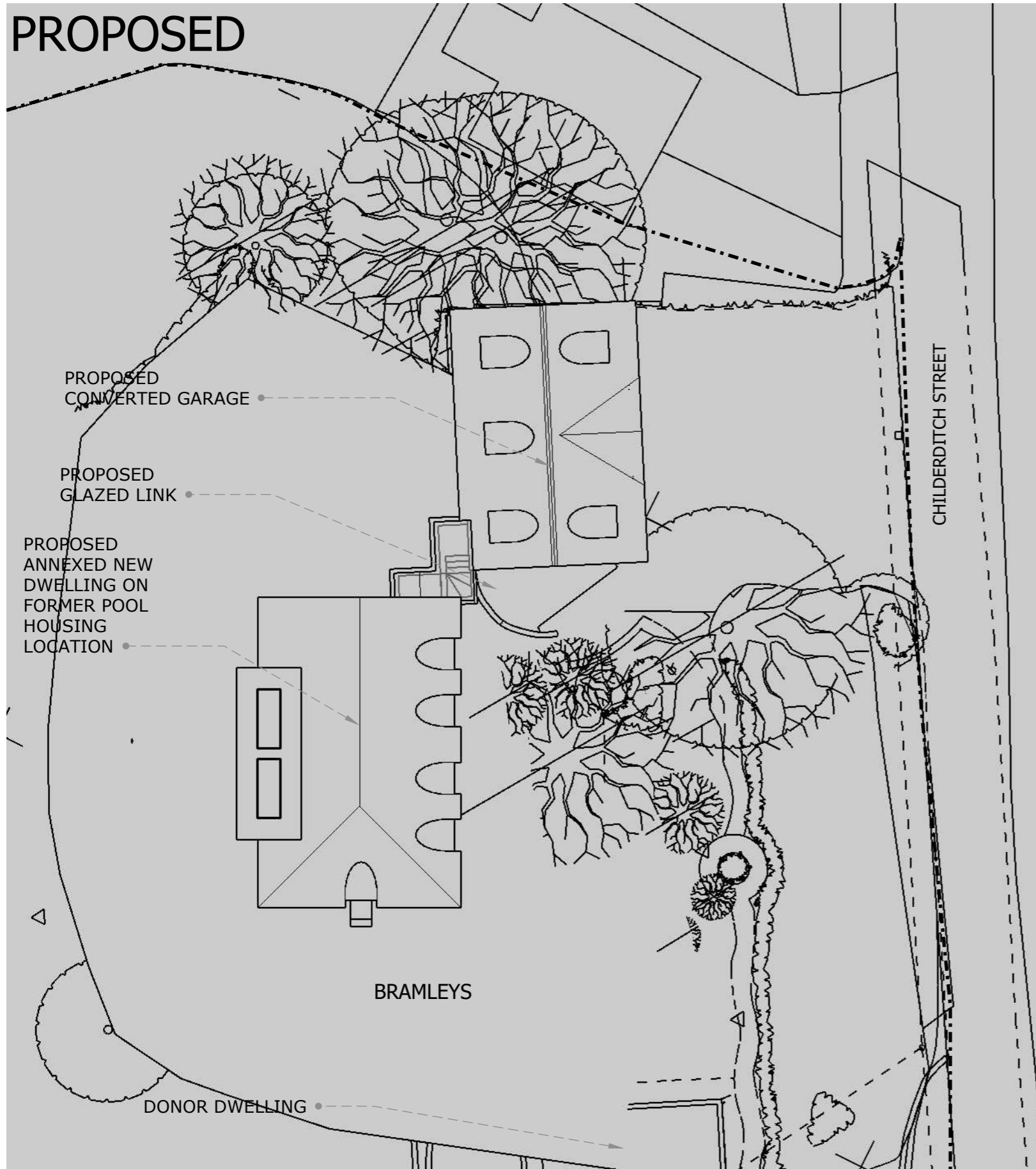
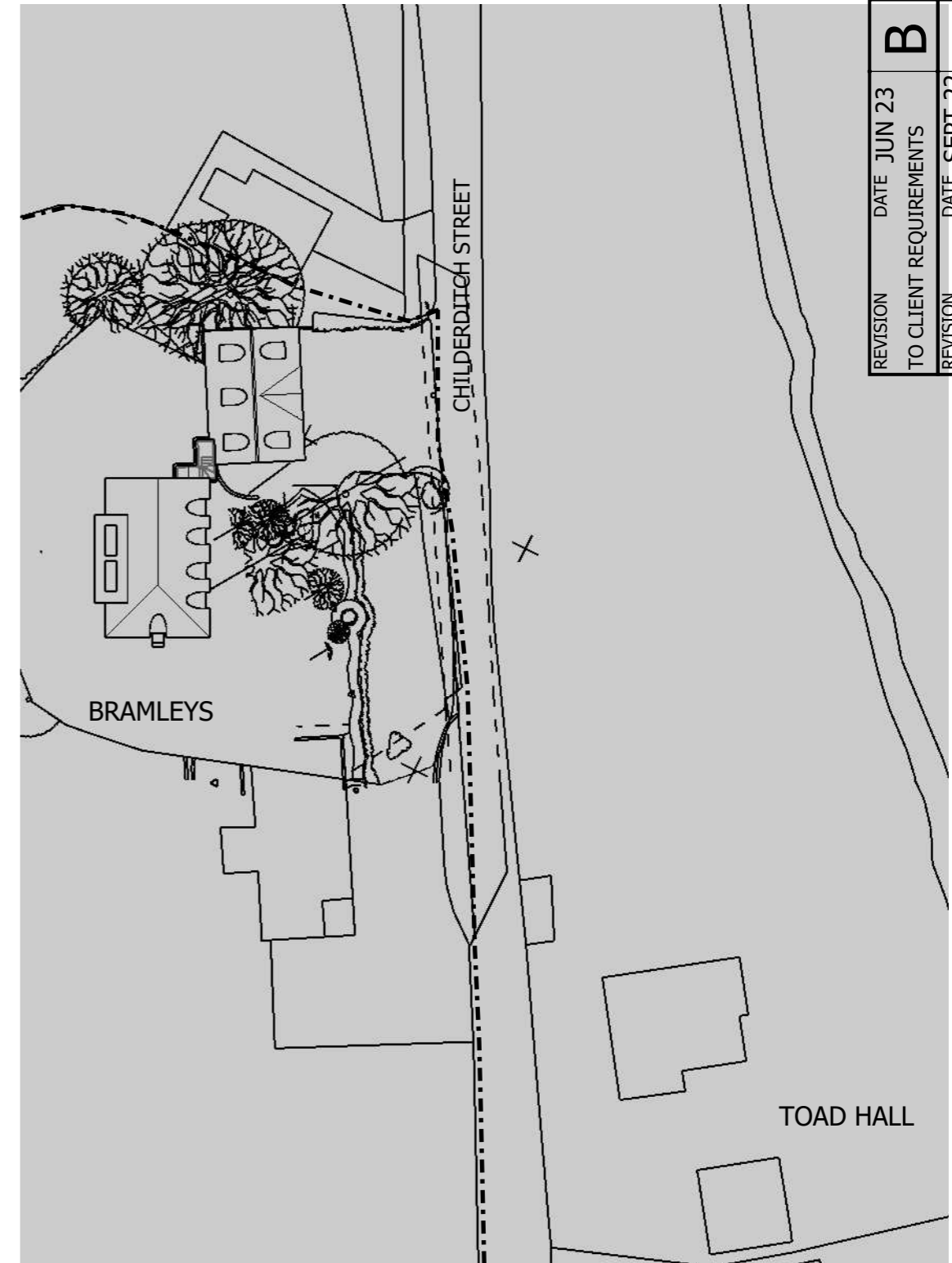


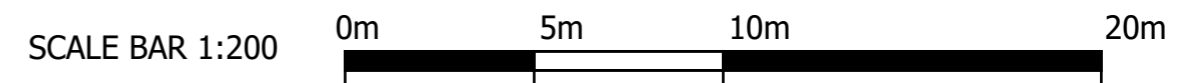
PROPOSED



PART SITE PLAN



PART SITE PLAN (1:500)



| | | | | | |
|----------|--------|------------------------|----------|---------|------------------------|
| REVISION | DATE | TO CLIENT REQUIREMENTS | REVISION | DATE | TO CLIENT REQUIREMENTS |
| B | JUN 23 | | A | SEPT 22 | |

DRAWN BY
SH

CLIENT
Mr Lee Whitelock

PROJECT DESCRIPTION
PROPOSED REPLACEMENT OUTBUILDING TO FORM ANNEXE



2-4c Jubilee House, 3 The Drive, Brentwood, Essex, CM13 3FR
 Tel: 01277 725252
 Email: info@2-4c.co.uk
 Web: http://2-4c.co.uk

IF THIS LINE ABOVE MEASURES 100mm THE DRAWING IS SCALED AS SHOWN
 DO NOT SCALE FROM THIS DRAWING. ALL DIMENSIONS & LEVELS TO BE CHECKED ON SITE PRIOR TO THE COMMENCEMENT OF ANY WORK. CHECK THAT THIS DRAWING IS THE LATEST REVISION. REFER ANY DISCREPANCY TO 2-4C. IF IN DOUBT ASK.
 ALL DIMENSIONS ARE IN MILLIMETRES. THIS DRAWING IS COPYRIGHT

PROJECT ADDRESS
BRAMLEYS CHILDERDITCH STREET
 DESCRIPTION
SITE & LOCATION PLANS

| | |
|----------|-------------------|
| SCALE | JOB NO. |
| 1:200@A3 | 22-602 |
| DATE | DWG. NO. REV. NO. |
| Jun, 23 | 01 B |