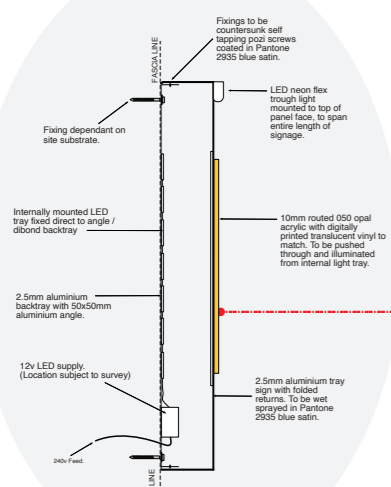


EXISTING SHOP FRONT AND PROPOSED NEW SIGNAGE

SECTION THROUGH SIGN



FULL ILLUMINATION



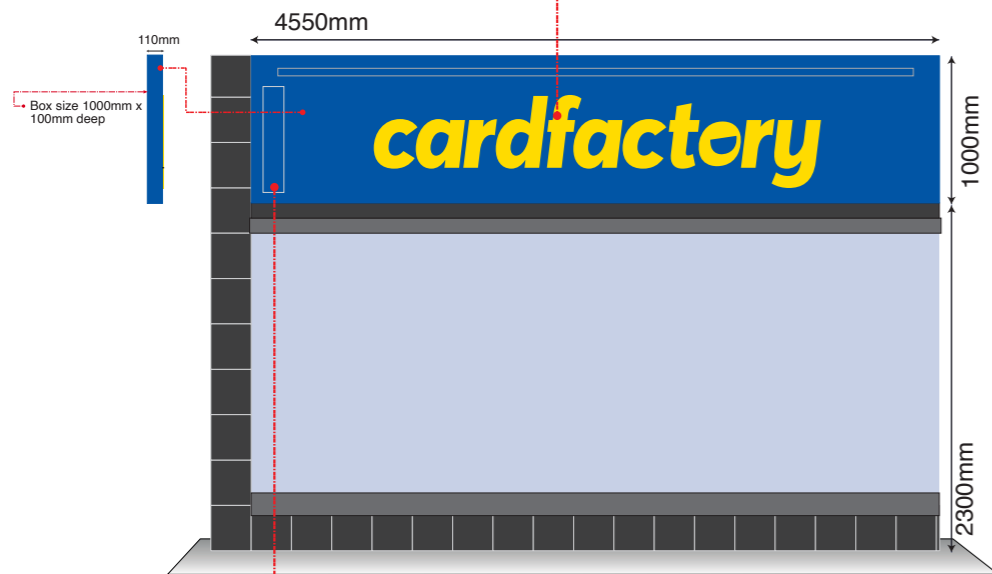
NOTES: All EXISTING signage and window graphics to be removed if applicable.

NOTE: A fuse spur needs to be provided for each sign and must be installed in close proximity to each sign.

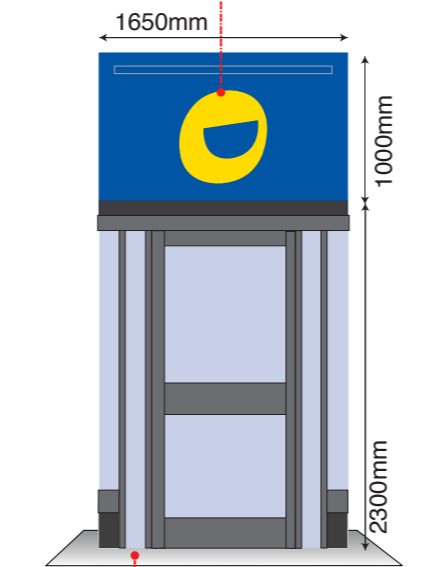
□ New 2.5mm aluminium folded panels with welded and finished corners, coated in Pantone 2935 blue (matt).
Face to be fret cut and have 10mm 050 opal machine cut pushed through letters with Pantone Yellow C vinyl face.
Internally illuminated with LED mounted panel to backtray.

□ LED Neon Flex trough light mounted to top of panel face, to span entire length of signage.

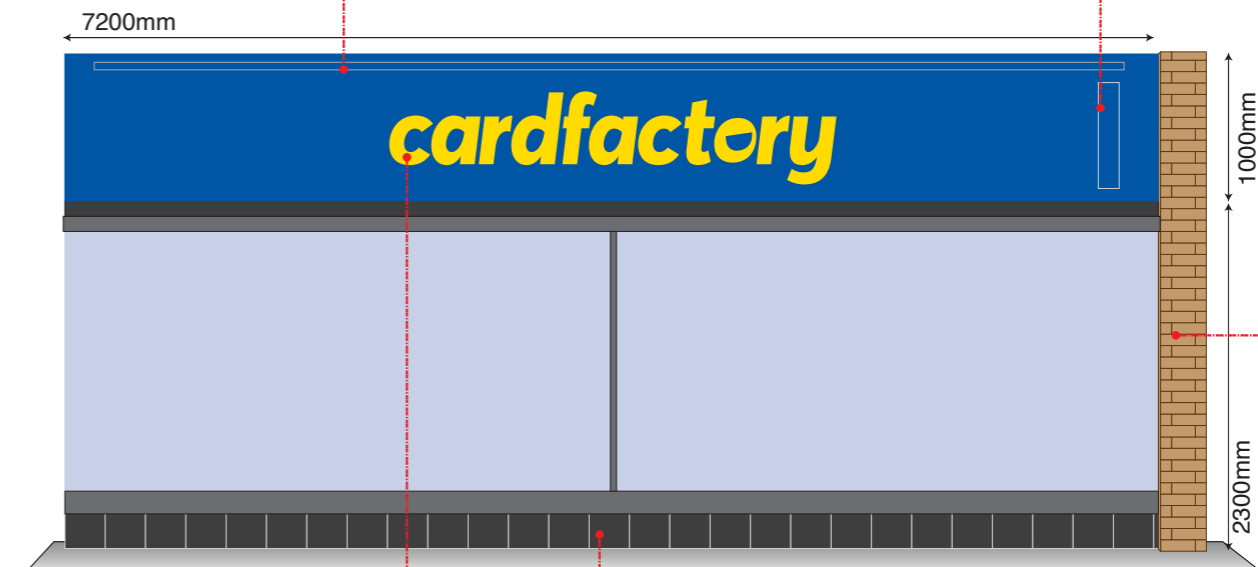
□ New folded aluminum projection sign coated Pantone 2935 blue (matt), face to be fret cut, backed up with Yellow 299 acrylic letters. Projection sign fixed to face of new sign.



LEFT SIDE ELEVATION



FRONT DOOR ELEVATION



RIGHT SIDE ELEVATION

□ New folded aluminum projection sign coated Pantone 2935 blue (matt), face to be fret cut, backed up with Yellow 299 acrylic letters. Projection sign fixed to face of new sign.

□ Existing pavement line

□ New stall riser tiles to be Vitra - Metro Anthracite 300mm x 300mm

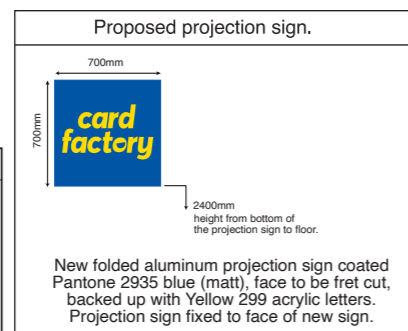
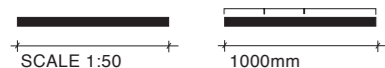
□ Existing column to remain unchanged



MATERIALS / FINISHES
Aluminium back tray powdercoated in Pantone 2935C Blue (matt)
10mm routed 050 opal acrylic with digitally printed translucent vinyl to match, letters to be pushed through. Face of letters to be Pantone Yellow 3.
ILLUMINATION - FULL ILLUMINATION
LED Neon Flex trough light mounted to top of panel face, to span the entire length of signage.
Internally mounted LED tray fixed direct to angle / dibond backtray.

SCALE

Due to the method of reproduction these plans may not be exact when using a calibrated scale rule, as a guide use the indicated bar which was shown on the original drawing at 1000mm



□ **NOTE:** Existing shop front to be prepared/ undercoated and fully re-sprayed in grey RAL 7012 exterior grade semi matt paint finish all surfaces and joints to be prepared and filled accordingly. (final site signing off will be undertaken prior to payment settlement)

The original of this drawing is copyright and contains confidential information. It is the property of Sportswill Ltd. Trading as Card Factory, without whose permission may not be copied, shown or handed to a third party or otherwise used, and is to be returned promptly upon request Card Factory

We hereby certify that this plan is a true copy of the plan referred to in connection with the application for building warrant planning consent and approval

CONTACT	Jonathan Payne
E-mail:	jonathan.payne@cardfactory.eu.com
Direct Line:	01924 877846
Mobile:	07714 768 422
Card Factory, Century House, Brunel Road, Wakefield 41 Industrial Estate, Wakefield. WF2 0XG	

REVISIONS	DATED
Labelled each individual elevation	15-11-23

cardfactory	
TITLE	Proposed Plan
ADDRESS	Unit 138 Central Road WORCESTER PARK London KT4 8HH
APPLICANT	Sportswill LTD - T/A Card Factory
WORKS DESCRIPTION	New 2.5mm aluminium folded panels with welded and finished corners, coated in Pantone 2935 blue (matt). Face to be fret cut and have 10mm 050 opal machine cut pushed through letters with Pantone Yellow C vinyl face. Internally illuminated with LED mounted panel to backtray. LED Neon Flex trough light mounted to top of panel face, to span entire length of signage. Existing shopfront to be re-sprayed grey.
DRAWING NUMBER	18092023
SCALE	1:50 @ A3
SIGNED:	J.C.PAYNE
DATED:	18/09/2023