

NOTES

THIS DRAWING IS THE COPYRIGHT OF THE ARCHITECTS AND MAY NOT BE REPRODUCED WITHOUT PERMISSION

THE CONTRACTOR IS RESPONSIBLE FOR CHECKING DIMENSIONS, TOLERANCES AND REFERENCE. ANY DISCREPANCIES TO BE CHECKED WITH THE ARCHITECT BEFORE PROCEEDING WITH THE WORKS

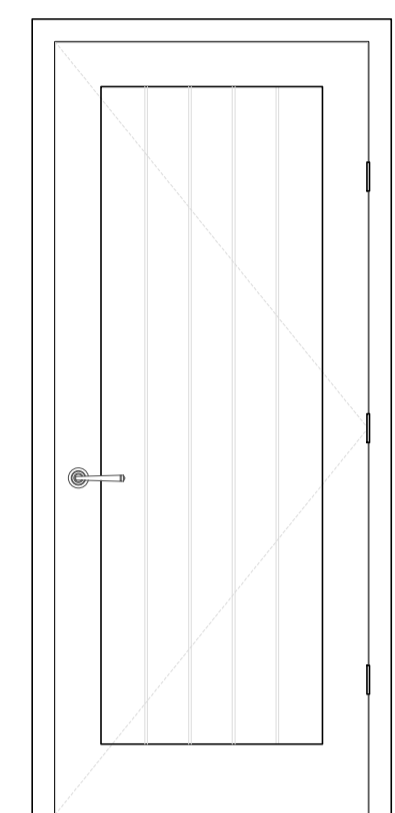
WHERE AN ITEM IS COVERED BY DRAWINGS TO DIFFERENT SCALES, THE LARGER SCALE DRAWING IS TO BE WORKED TO

SCALE FOR PLANNING PURPOSES ONLY, FIGURED DIMENSIONS TO BE WORKED TO AT ALL TIMES

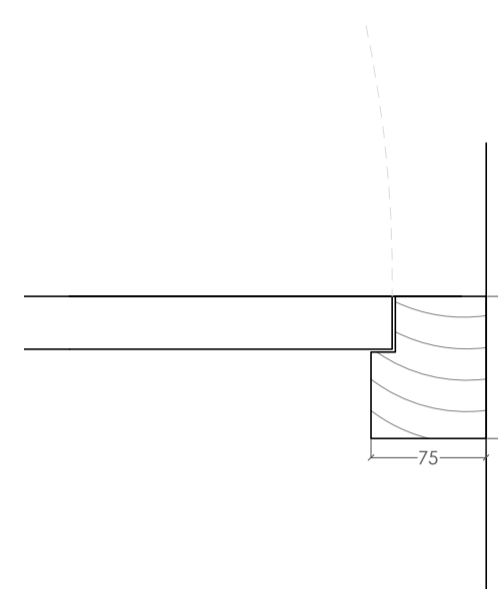
ALL WORK AND MATERIALS TO BE IN ACCORDANCE WITH THE BUILDING REGULATIONS AND TO COMPLY WITH THE RELEVANT CODES OF PRACTICE AND BRITISH STANDARDS

PLEASE NOTE THE INFORMATION IS BASED UPON THE INDEPENDANT SURVEY INFORMATION PROVIDED. THE CONTRACTOR IS TO REPORT ANY DISCREPANCIES BETWEEN THE DRAWINGS AND THE SITE CONFIGURATIONS.

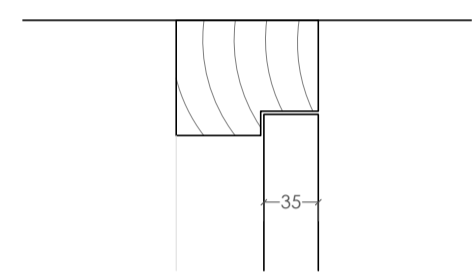
TYPE 1
Fully framed, oak door



DF-06

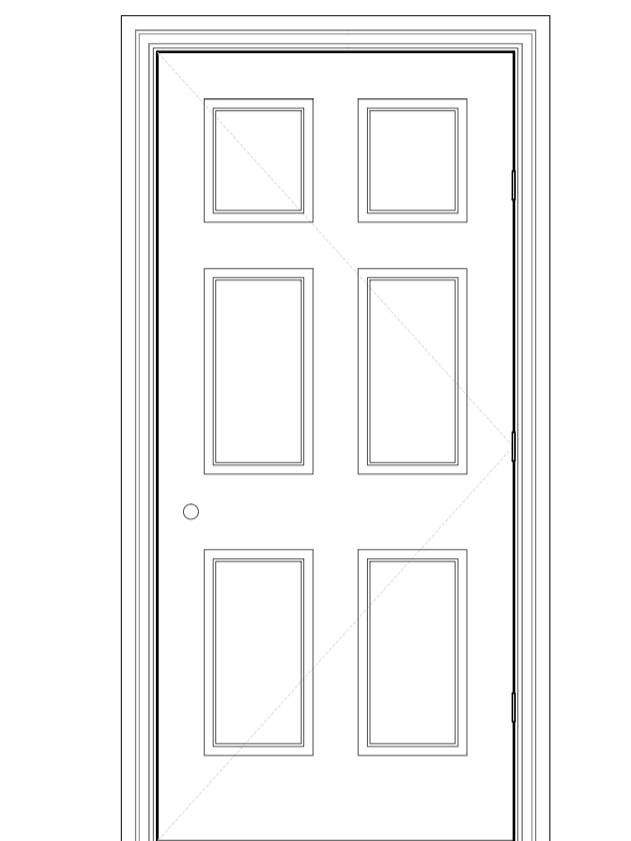


1 PROPOSED INTERNAL DOOR TYPE 1 JAMB scale 1:5
C320

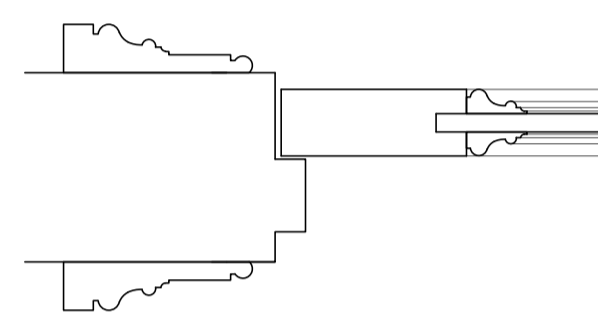


2 PROPOSED INTERNAL DOOR TYPE 1 SECTION scale 1:5
C320

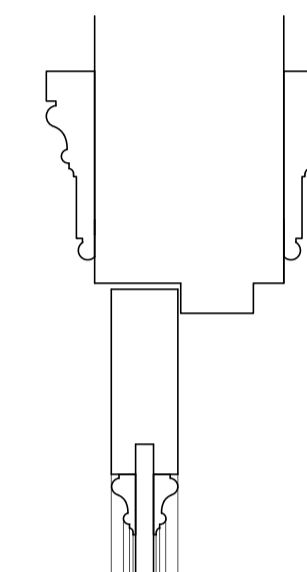
TYPE 2
Solid 6-panel door



DG-08 DF-04

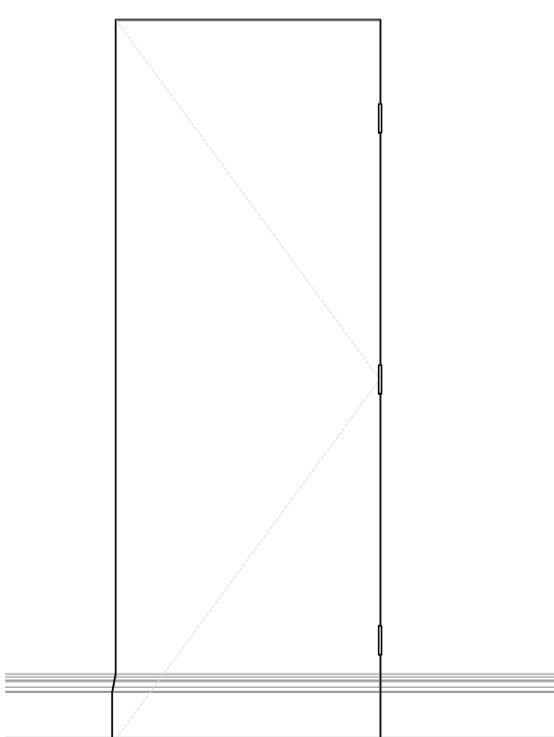


3 PROPOSED INTERNAL DOOR TYPE 2 JAMB scale 1:5
C320

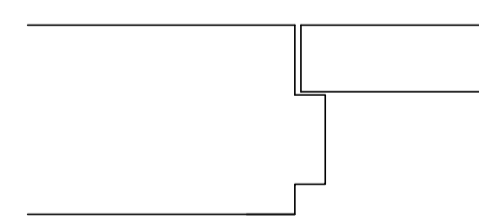


4 PROPOSED INTERNAL DOOR TYPE 2 HEAD scale 1:5
C320

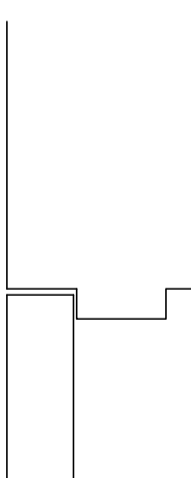
TYPE 3
Jib door



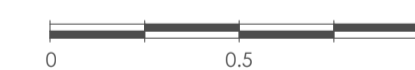
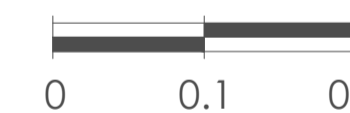
DG-07



5 PROPOSED INTERNAL DOOR TYPE 3 JAMB scale 1:5
C320



6 PROPOSED INTERNAL DOOR TYPE 3 HEAD scale 1:5
C320



LISTED BUILDING CONSENT SUBMISSION	11.10.23	B
Minor Amendments	23.08.23	A
DETAILS	DATE	REVISION

**FOR PLANNING SUBMISSION ONLY
NOT FOR CONSTRUCTION**

project
AMPNEY BROOK HOUSE - MAIN HOUSE

drawing
PROPOSED INTERNAL DOOR DETAILS

date: FEB 2023 client: Mr J Fogge

scale: 1:5 & 20 @ A1 drawing no: 23 / 778 / C320 revision: B