

NOTES

THIS DRAWING IS THE COPYRIGHT OF THE ARCHITECTS AND MAY NOT BE REPRODUCED WITHOUT PERMISSION

THE CONTRACTOR IS RESPONSIBLE FOR CHECKING DIMENSIONS, TOLERANCES AND REFERENCES. ANY DISCREPANCIES TO BE CHECKED WITH THE ARCHITECT BEFORE PROCEEDING WITH THE WORKS


WHERE AN ITEM IS COVERED BY DRAWINGS TO DIFFERENT SCALES, THE LARGER SCALE DRAWING IS TO BE WORKED TO

SCALE FOR PLANNING PURPOSES ONLY, FIGURED DIMENSIONS TO BE WORKED TO AT ALL TIMES

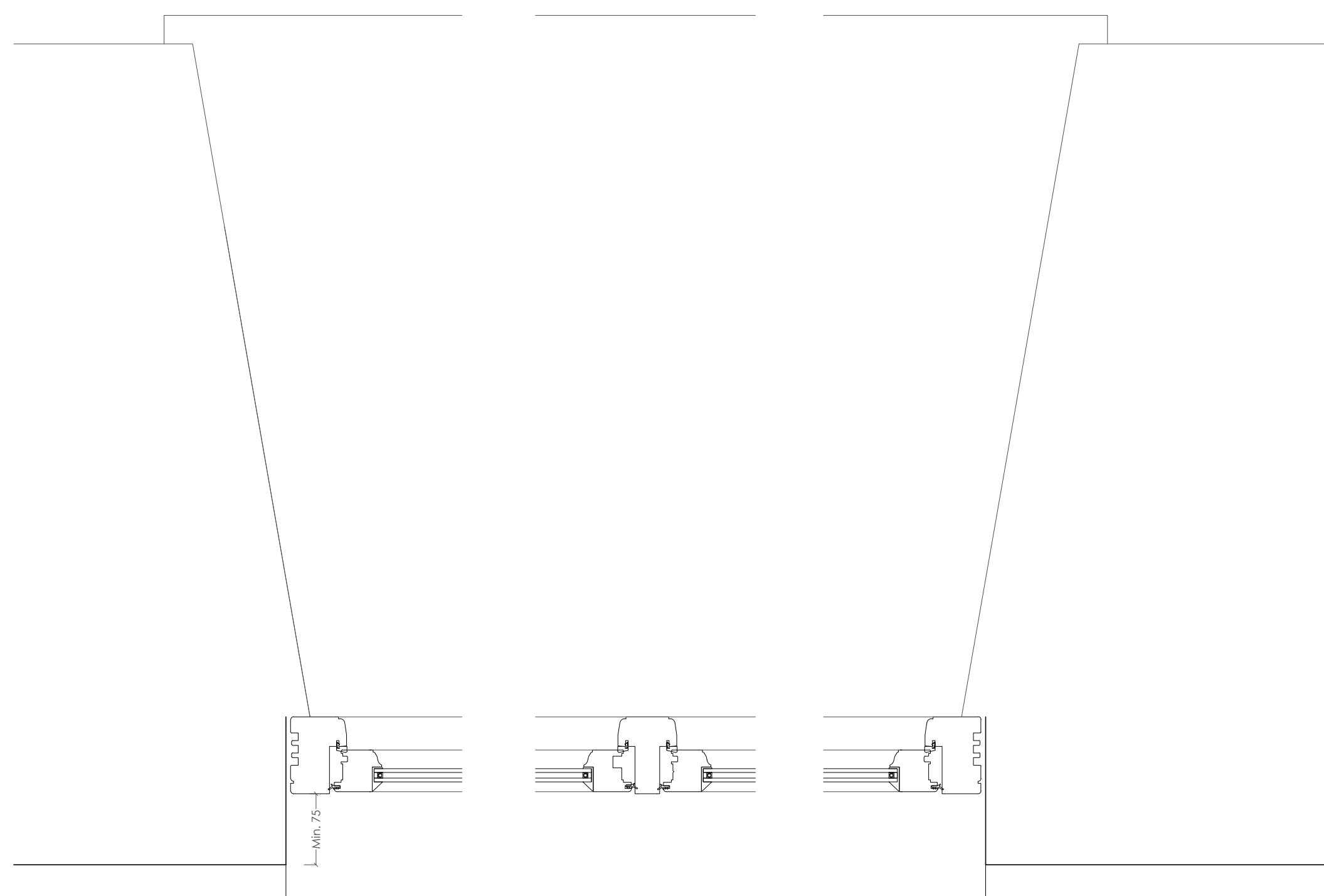
ALL WORK AND MATERIALS TO BE IN ACCORDANCE WITH THE BUILDING REGULATIONS AND TO COMPLY WITH THE RELEVANT CODES OF PRACTICE AND BRITISH STANDARDS

PLEASE NOTE THE INFORMATION IS BASED UPON THE INDEPENDANT SURVEY INFORMATION PROVIDED. THE CONTRACTOR IS TO REPORT ANY DISCREPANCIES BETWEEN THE DRAWINGS AND THE SITE CONFIGURATIONS.


TYPE 1
Flush hardwood casement window



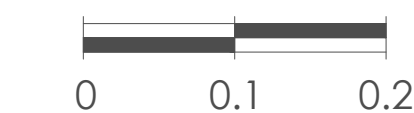
- WG-02 WF-01 WS-01
- WG-03 WF-02 WS-02
- WG-04 WF-03 WS-06
- WG-05 WF-04
- WG-07 WF-05
- WG-10 WF-07
- WG-11 WF-08
- WG-12
- WG-14
- WG-15
- WG-16



1 PROPOSED CASEMENT WINDOW TYPE 1 JAMB
SCALE 1:5



2 PROPOSED CASEMENT WINDOW TYPE 1 SECTION
SCALE 1:5



DETAILS	DATE	REVISION
LISTED BUILDING CONSENT SUBMISSION	11.10.23	C
MINOR AMENDMENTS	23.08.23	B
MINOR AMENDMENTS	21.07.23	A

FOR PLANNING SUBMISSION ONLY
NOT FOR CONSTRUCTION

project	AMPNEY BROOK HOUSE - MAIN HOUSE	
drawing	PROPOSED WINDOW DETAILS TYPE 1	
date	client	Mr J Fogge
scale	drawing no.	revision
1:5 @ A1	23 / 778 / C310	C