

THIS DRAWING IS THE COPYRIGHT OF THE ARCHITECTS AND MAY NOT BE REPRODUCED WITHOUT PERMISSION

THE CONTRACTOR IS RESPONSIBLE FOR CHECKING DIMENSIONS, TOLERANCES AND REFERENCE. ANY DISCREPANCIES TO BE CHECKED WITH THE ARCHITECT BEFORE PROCEEDING WITH THE WORKS

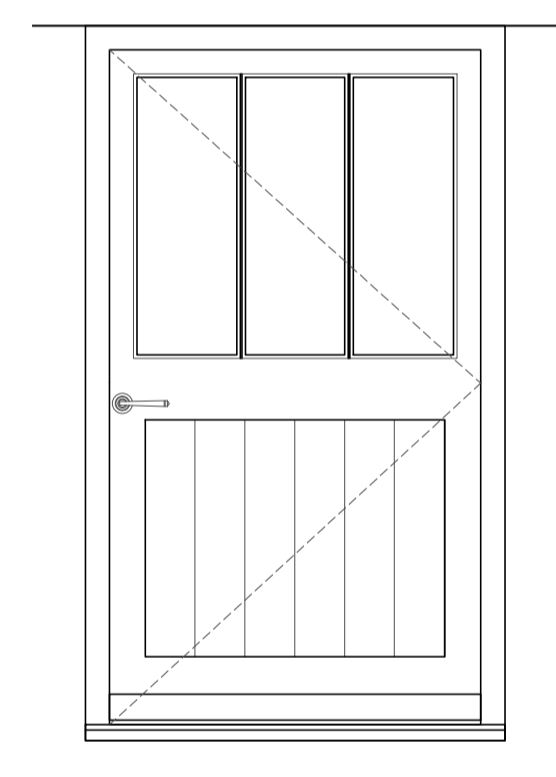
WHERE AN ITEM IS COVERED BY DRAWINGS TO DIFFERENT SCALES, THE LARGER SCALE DRAWING IS TO BE WORKED TO

SCALE FOR PLANNING PURPOSES ONLY, FIGURED DIMENSIONS TO BE WORKED TO AT ALL TIMES

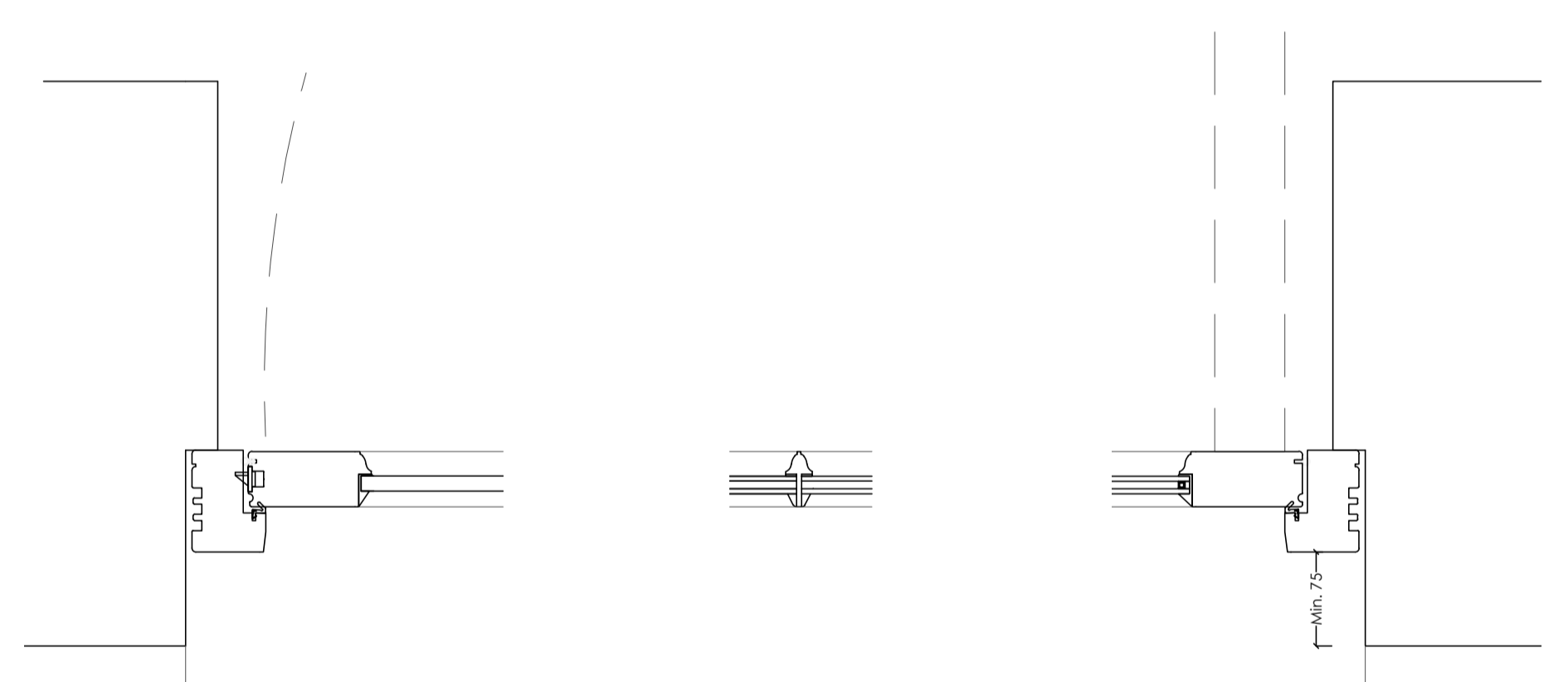
ALL WORK AND MATERIALS TO BE IN ACCORDANCE WITH THE BUILDING REGULATIONS AND TO COMPLY WITH THE RELEVANT CODES OF PRACTICE AND BRITISH STANDARDS

PLEASE NOTE THE INFORMATION IS BASED UPON THE INDEPENDANT SURVEY INFORMATION PROVIDED. THE CONTRACTOR IS TO REPORT ANY DISCREPANCIES BETWEEN THE DRAWINGS AND THE SITE CONFIGURATIONS.

TYPE 1
Hardwood Framed, Half-Glazed Door



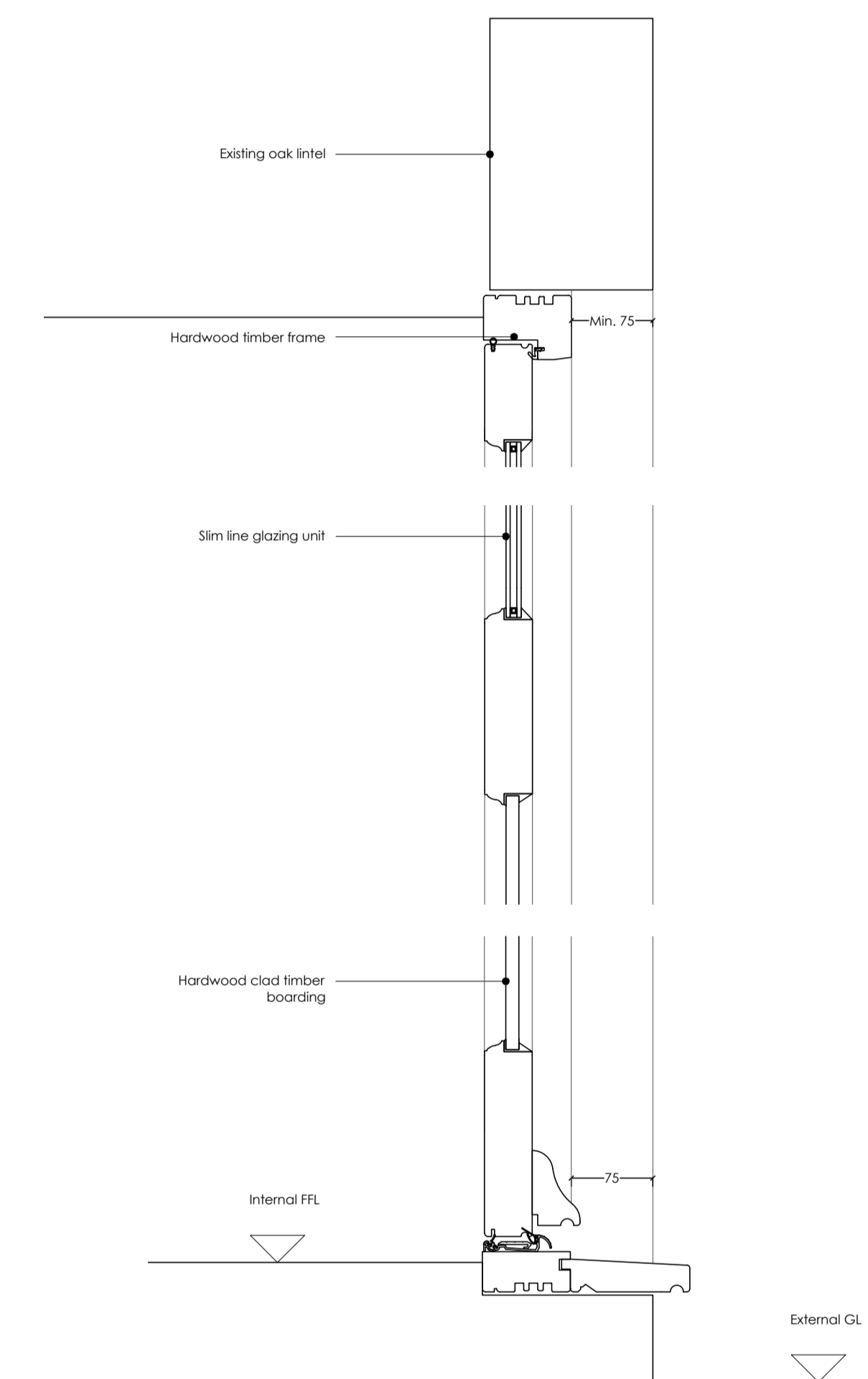
- EX-DG-01
- EX-DG-02
- EX-DG-03
- EX-DG-04
- EX-DG-06



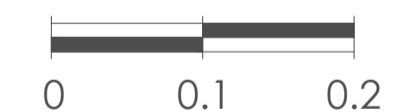
1 PROPOSED EXTERNAL DOOR TYPE 1 JAMB A
C301 SCALE 1:5

2 PROPOSED EXTERNAL DOOR TYPE 1 GLAZING BAR
C301 SCALE 1:5

3 PROPOSED EXTERNAL DOOR TYPE 1 JAMB B
C301 SCALE 1:5



4 PROPOSED EXTERNAL DOOR TYPE 1 SECTION
C301 SCALE 1:5



LISTED BUILDING CONSENT SUBMISSION	11.10.23	-
DETAILS	DATE	REVISION

FOR PLANNING SUBMISSION ONLY
NOT FOR CONSTRUCTION

project
AMPNEY BROOK HOUSE - MAIN HOUSE

drawing
PROPOSED EXTERNAL DOOR DETAILS

date	client	
FEB 2023	Mr J Fagge	
scale	drawing no.	revision
1:5 @ A1	23 / 778 / C301	-