

## CHARACTER ZONE 1 | CONTEMPORARY EXTENSION

This wing was constructed in 1992 and replaced the original corner block by McGregor Mitchell. As before, the four storey building with usable attic and basement is executed in facing brick with a frame structure within resulting in virtually open floor plates for office use.

This part of the building is off mixed quality and is starting to look dated. The fenestration is hinged UPVC windows which are broken in several instances. The GRP feature cladding has faded as has several parts of the components of the PVC downpipes exposed to sunlight on the south inner courtyard wall.



1990s extension- external condition




Entrance hall




Staff space



Open-plan office space



Re-constructed wing (between victorian and contemporary wings)



## CHARACTER ZONE 2 | THE MAIN BUILDING (ORIGINAL VICTORIAN WING)

The main building fronting Dunbeth Road and the corners of Muiryhall Road and Kildonan Street provides the richest spaces and greatest heritage significance.

The red sandstone façades remain in good condition and provides a prominent frontage to the surrounding streets.

Internally there are two very large spaces the conference room and cafe space, formerly the council chambers. These spaces are very ornate with decorate panelling and cornices. These spaces are not well suited to residential use given the heritage significance but also at a practical level these huge volumes provide difficult spaces to sub-divide and service.



Original victorian wing - external condition



Office space



Fireplace detail



Ceiling detail



Stained glass window



Stairway

## CHARACTER ZONE 3 | POLICE WING

This represents the southern flank of the complex with a pedimented door access at pavement level on Muiryhall Street at the corner with Dunbeth Road. Here the building is a full three storeys with basement. The basement is fully below street level at the eastern end of the block on Muiryhall Street.

An important aspect of this section of the building complex is the skyline of chimney stacks and main chimney flue and ogee capped octagonal sandstone stack which acts as a key landmark in the townscape.




Police wing - external condition



Former cells



Police wing annexe



Circulation



Office space



Circulation

## EXTERNAL CONDITION AND BUILDING DETAILS

The access through to the courtyard is via original masonry gateposts and wrought iron gates. There is a small outbuilding and boundary wall adjacent to the current staff car park, situated within the courtyard- this may require removal. In this case very careful justification for the removal of these historic components will have to be prepared to assist planning and listed building consent applications.

The railings, shown opposite, are corroding and require specialist conservation repairs.



Door detail

Car park gateway



Outbuilding



External building details



Window grates



External grassy area