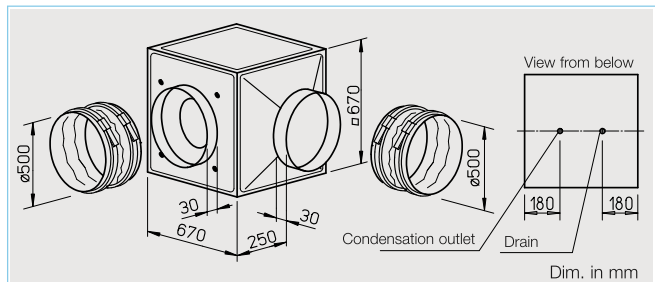
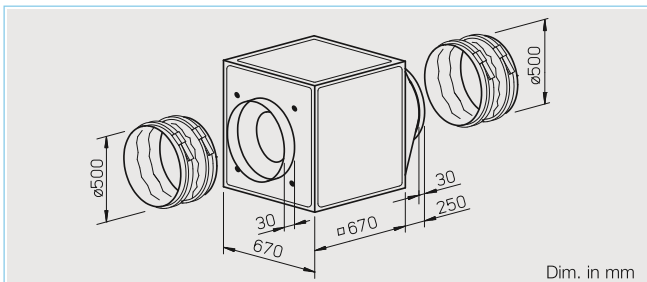



**GB**  
Arbitrary installation position and flexible assembly by five possible discharge directions.



**GB T120**  
Designed for moving dirty, humid and hot air up to max. 120° C. Motor located outside the air flow.



**Special features of types GB T120**

- Designed for moving dirty, humid and hot air volumes up to max. 120° C.
- Motor located outside of air flow.
- Temperature insulated partition panel between motor and impeller, lined with 20 mm thick, flame-retardant mineral wool.
- Easily accessible motor and impeller unit, removable without disassembling the system components.
- Inspection cover with handle, simply remove for cleaning and maintenance.
- Condensate collector with condensate spigot included in delivery. Drill hole for rain drainage (accessories) for outdoor installation is prepared.

**Assembly GB T120**

Installation must be carried out with condensation discharge showing downward. Flexible assembly by three possible centrifugal discharge directions via the discharge adapter. Outdoor installation is possible using outdoor cover hood and external weather louvers (accessories).

**Feature**

**Assembly of types GB**

Arbitrary installation position and flexible assembly by five possible discharge directions via the discharge adapter. For wall mounting the wall bracket (accessories) have to be used. Outdoor installation is possible using outdoor cover

hood and external weather louvers (accessories).

**Specification of both types**

**Casing**

Self-supporting frame construction from aluminium hollow profiles. Double-walled side panels from galvanised sheet steel, lined with 20 mm thick temperature insulating and flame-retardant mineral wool. Intake cone for ideal inflow as well as spigot and flexible sleeve (for the respective max. permissible air flow temperature) for duct connection. With discharge adapter (from square to circular) on the pressure side for low-loss discharge and flexible sleeve to reduce vibration transmission. Simple positioning by standard crane hooks.

**Impeller**

Smooth running backward curved aluminium centrifugal impeller highly efficient and direct driven. Energy efficient with a low noise development. Dynamically balanced together with the motor to DIN ISO 1940 Pt.1 – class 6.3.

**Motor**

Maintenance-free external rotor motor or IEC-standard motor protected to IP 54. With ball bearings and interference-free as standard.

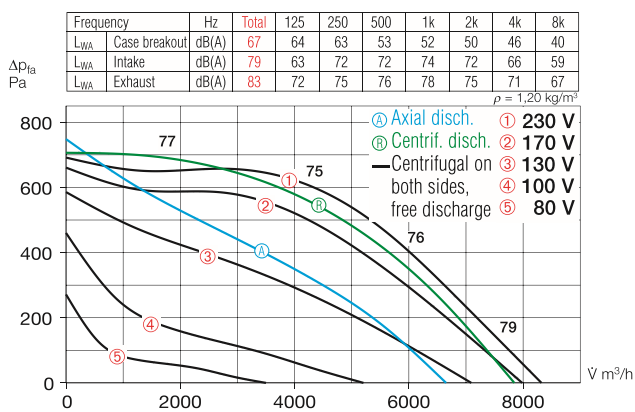
**Electrical connection**

Standard terminal box (IP 54) fitted on the motor; with GB T120 fitted on the motor support plate.

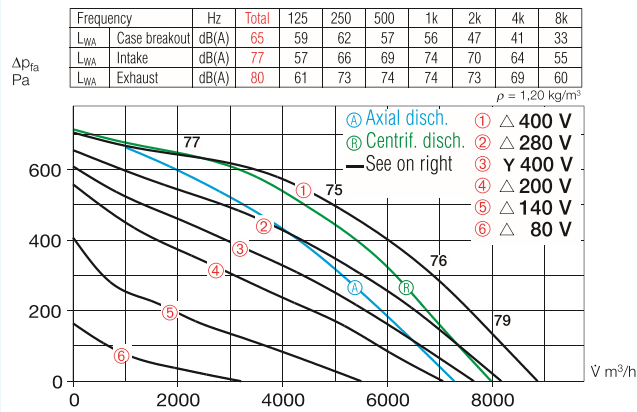
Type	Ref. no.	Air flow volume (FID)	R.P.M.	Sound press. case breakout	Motor power (nominal)	full load	Current speed controlled	Wiring diagram	Maximum air flow temperature		Weight (net) kg	5 step transformer controller with mot. protect. unit		Full motor protection unit using the thermal contacts			
									Full load	controlled		Type	Ref. no.	Type	Ref. no.	Type	Ref. no.
<b>1 Phase motor, 230 V / 1 ph. / 50 Hz, capacitor motor, protection to IP 54</b>																	
GBW 500/4	5517	8321	1401	47	1.50	6.70	9.60	865	65	55	61	MWS 10	1946	TSW 10	1498	MW <sup>1)</sup>	1579
<b>2 speed motor, 3 Phase motor, 400 V / 3 ph. / 50 Hz, Y/Δ wiring, protection to IP 54</b>																	
GBD 500/4/4	5518	8000/9200	1075/1340	45	0.97/1.45	1.60/2.80	2.90	867	50	50	57	RDS 7	1578	TSD 5,5	1503	MD	5849
<b>1 Phase motor, 230 V / 1 ph. / 50 Hz, capacitor motor, protection to IP 54</b>																	
GBW 500/4 T120	5776	8345	1340	45	1.40	6.1	7.0	301	120	100	75	MWS 10	1946	—	—	—	—
<b>2 speed motor, 3 Phase motor, 400 V / 3 ph. / 50 Hz, Y/Δ wiring, protection to IP 54</b>																	
GBD 500/4/4 T120	5777	7320/8350	1120/1370	45	0.95/1.30	1.60/2.50	2.5	947	120	110	75	RDS 4	1316	TSD 3,0	1502	MD	5849

1) incl. operation switch

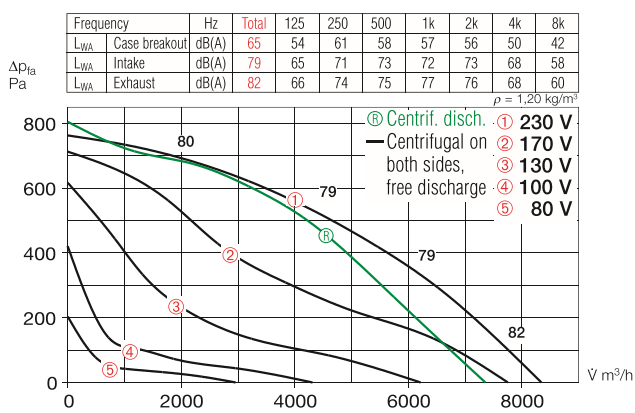
### GBW 500/4



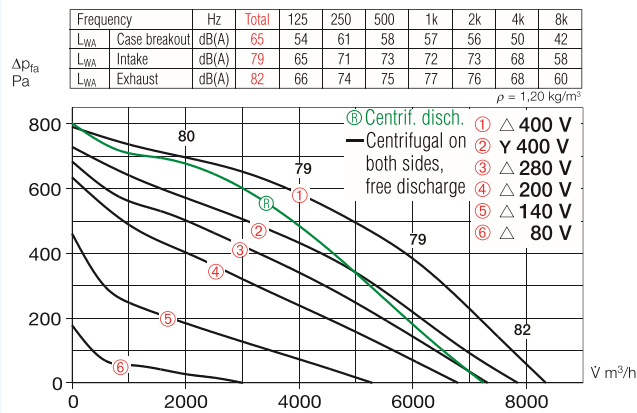
### GBD 500/4



### GBW 500/4 T120



### GBD 500/4 T120



#### Motor protection

Motors have thermal contacts wired to the terminal block and must be connected to a motor protection unit.

#### Speed control

All types are speed controllable by voltage reduction using a transformer controller. The 3-phase models can also be 2 speed controlled by star/delta switch (accessories DS 2 or full motor protection unit M 4). The duties at different speeds are given in the performance curve.

#### Sound levels

Total sound power levels and the spectrum figures in dB(A) are given for:

- Sound level case breakout
  - Sound level intake
  - Sound level exhaust
- In the table below as well as underneath the performance curve you can find additionally the sound pressure levels at 4 m (free field conditions).

#### Accessories of both types

**Anti vibration mounts** for installation indoors. Set of 4.

**SDD-U** Ref. no. 5627

**Wall bracket** for wall mounting.

**GB-WK 500** Ref. no. 5626

**External weather louvers** to cover exhaust opening.

**GB-WSG 500** Ref. no. 5639

**Outdoor cover hood** for outdoor installation.

**GB-WSD 500** Ref. no. 5748

**On/Off and 2-speed switch** for 3-phase Y/Δ motors.

**Type DS 2<sup>2)</sup>** Ref. no. 1351

<sup>2)</sup> full motor protection unit recommended: MD Ref. No. 5849

#### Specific accessories

for types GB

**Condensate collector** with condensate spigot for pipe connection.

**GB-KW 500** Ref. no. 5644

(Condensate collector with condensate spigot included in delivery with GB T120).

for types GB T120

**Rain drainage** for outdoor installation (drill holes for rain drainage is already prepared).

**GB-RA** Ref. no. 9418

Information	Page
Information for planning	10 on
General techn. information, speed control	15 on
Accessory-Details	Page
Speed controller and full motor protection unit	525 on