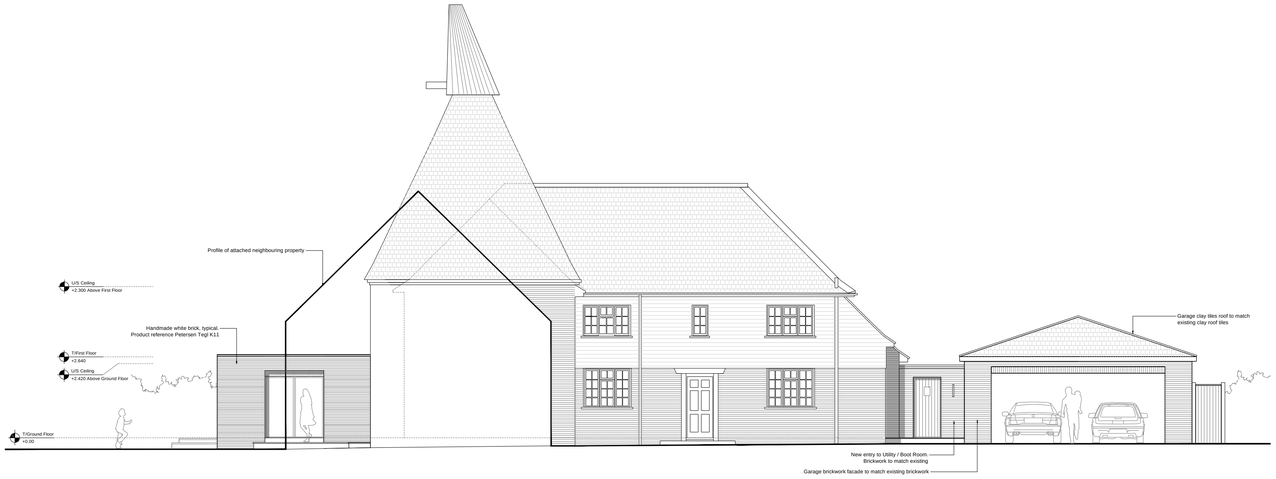

SOUTH EAST SECTIONAL ELEVATION 4

1:100

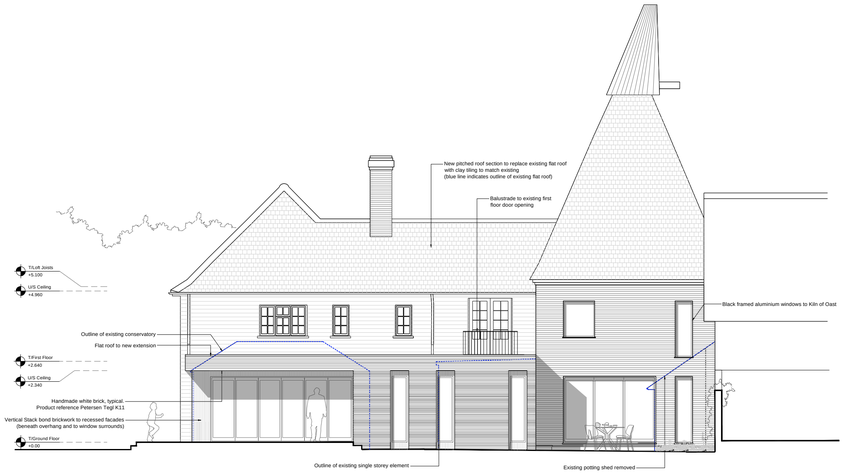

SOUTH WEST ELEVATION 2

1:100

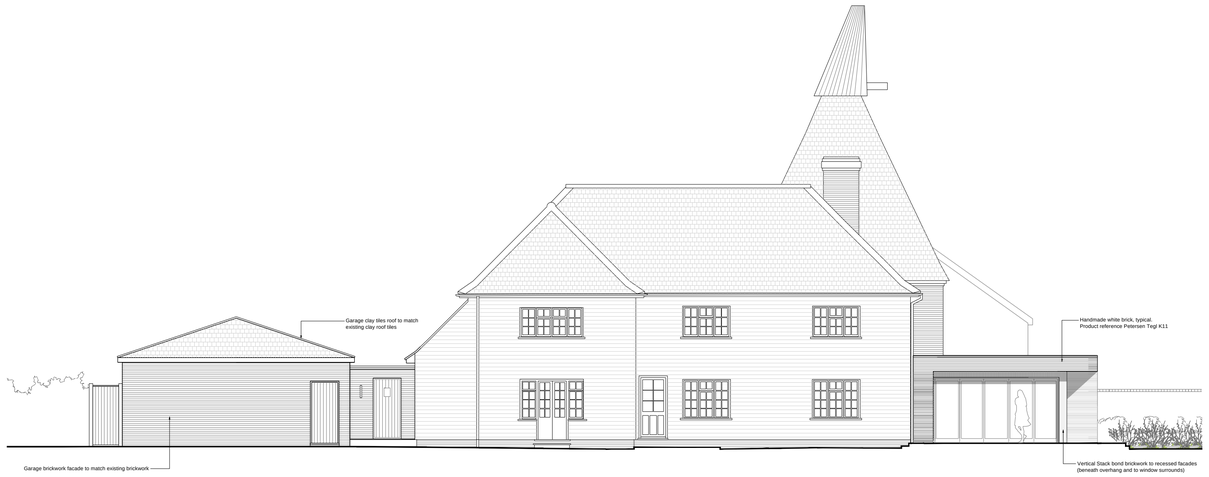

NORTH WEST ELEVATION 3

1:100

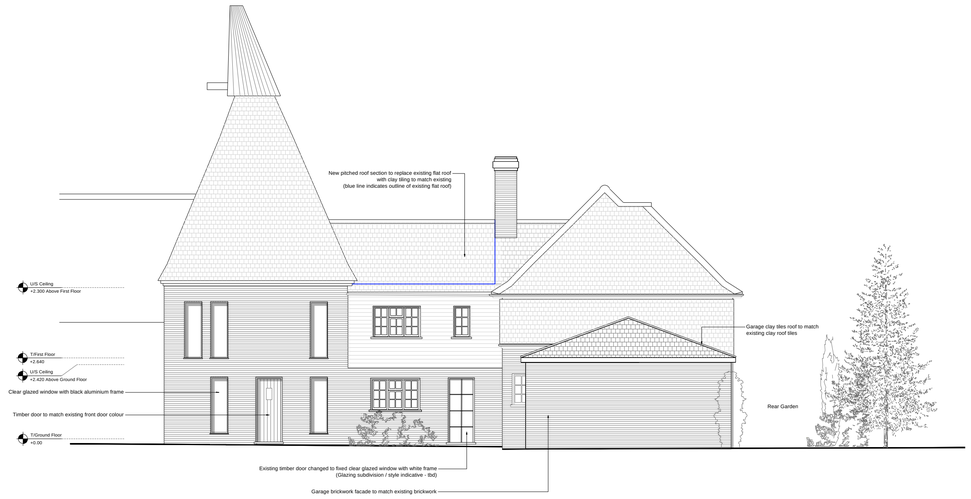

NORTH EAST ELEVATION 1

1:100

SCALE 1:100

0m 1 2 5 10

ARCHITECT

TT

[redacted]

w: www.ttarchitecture.com

GENERAL NOTES

1. Do not scale drawing for construction purposes.
2. All dimensions are in millimetres unless noted otherwise.
3. All dimensions shall be verified on site before proceeding.
4. The author shall be notified in writing of any discrepancies.
5. This drawing is protected by copyright.

NORTH

PURPOSE OF ISSUE

PLANNING

Rev No.	Description	Date
00	ISSUED FOR PLANNING APPROVAL	DEC 2023

PROJECT NAME

Ringle Oast
Crouch Lane
Sandhurst, Kent
TN18 5PA

DRAWING TITLE

Proposed
Elevations

CLIENT

Mr & Mrs Whittle

SCALE @ A1	DATE	
1:100	DEC 2023	
PROJECT NO.	DRAWN BY	CHECKED
2023	TT	

DRAWING NO. A-0202

REVISION NO. 00