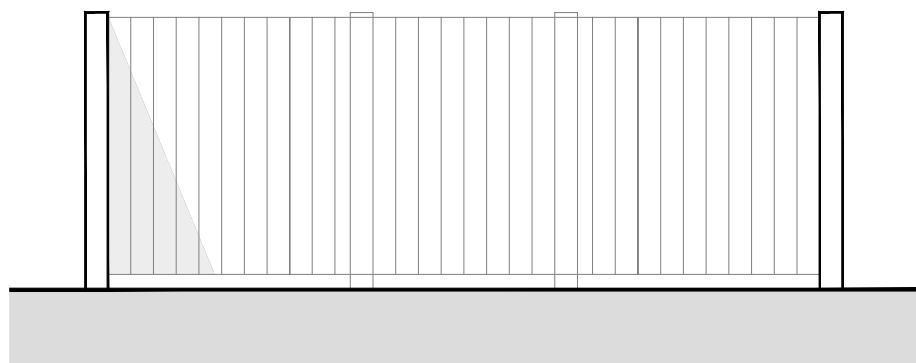



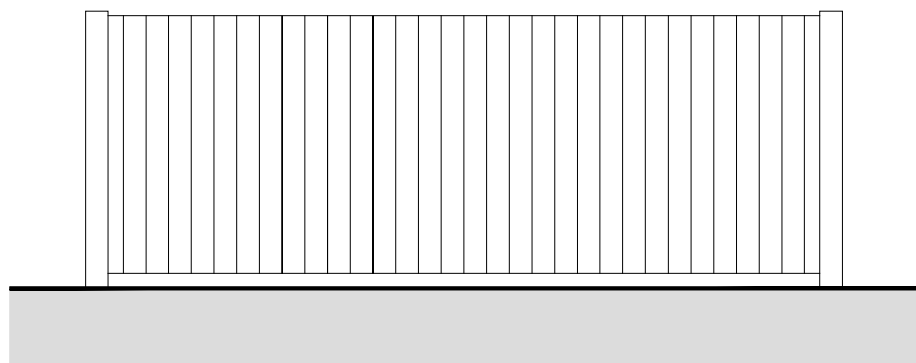
Proposed Floor Plan
1:50 @ A3



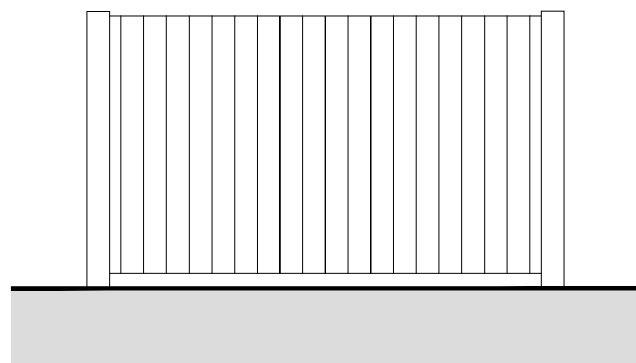
1. Proposed Front Elevation
1:50 @ A3



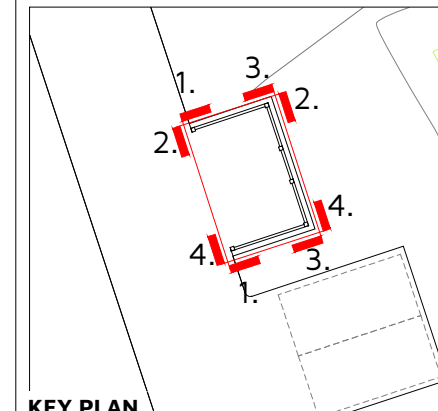
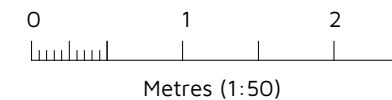
2. Proposed Side Elevation
1:50 @ A3



3. Proposed Rear Elevation
1:50 @ A3



4. Proposed Side Elevation
1:50 @ A3



KEY PLAN



Rev: Reason: Date:
 Client:
 TERRAFORTE, MS L
 Project:
 LAND SOUTH OF THE DEN,
 RICH BOROUGH ROAD, SANDWICH, CT13 9JG
 Title:
 PROPOSED PLANS AND ELEVATIONS
 REFUSE STORE
 Drawing No: DHA/31158/04 Rev: 1:50 Date: DEC 2023



Eclipse House, Eclipse Park, Sittingbourne Road
 Maidstone, Kent. ME14 3EN

t: 01622 776226 f: 01622 776227
 e: info@dhaplanning.co.uk w: www.dhaplanning.co.uk

No reproduction by any method of any part of this document
 is permitted without the consent of the copyright holders.
 Produced for Town and Country planning purposes only.

© Crown Copyright 2023. All rights reserved. Licence Number: 100031961

CAD Reference: DHA_31158_LAND SOUTH OF THE DEN_MC01 A3