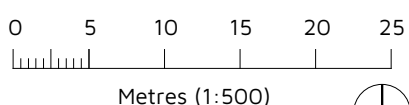







Existing Site Layout Plan
1:500 @ A3



Site Area: 0.65Ha

-  Application Boundary
-  Approximate Location of Existing Tree
-  Approximate Location of Existing Hedgerow

Rev: Reason: Date:

Client:
TERRAFORTE, MS L

Project:
LAND SOUTH OF THE DEN,
RICHBOROUGH ROAD, SANDWICH, CT13 9JG

Title:
EXISTING SITE LAYOU PLAN

Drawing: DHA/31158/02 Rev: Scale: 1:500 Date: DEC 2023



Eclipse House, Eclipse Park, Sittingbourne Road
Maidstone, Kent. ME14 3EN

t: 01622 776226 f: 01622 776227
e: info@dhaplanning.co.uk w: www.dhaplanning.co.uk

No reproduction by any method of any part of this document is permitted without the consent of the copyright holders. Produced for Town and Country planning purposes only.

© Crown Copyright 2023. All rights reserved. Licence Number: 100031961

CAD Reference: DHA_31158_LAND SOUTH OF THE DEN_MCO1 A3